

## Health and Human Services Committee Agenda

Thursday, March 25, 2021, 5:00 pm

River Block Building, Room 206

111 W Jackson St, Wisconsin Rapids

- 1) Call to order
- 2) Declaration of quorum
- 3) Public comments
- 4) **Consent Agenda:**
  - a) Meeting minutes:  
Health and Human Services Committee ... February 25, 2021
  - b) Narratives:  
Department Head/Supervisor Monthly Reports/Narratives: Edgewater Haven, Veterans Service Officer (CVSO), Health Department, Human Services  
Other Narratives/Reports/Informational Material/Resolutions: Health Department, Edgewater Haven, Veterans Service, and Human Services credit cards detail, Edgewater Haven marketing report, Edgewater Haven caseload statistics, Edgewater Haven Physical/Occupational Therapy (PT/OT) report, CVSO supporting documents/educational material
  - c) Vouchers: Vouchers from Edgewater Haven, Health Department, Human Services, Norwood Health Center, Veterans Service

**Consent agenda items will be acted upon by the Health and Human Services Committee in one motion without discussion unless a Committee member requests an item(s) be removed for discussion and separate consideration**

- 5) Discussion and consideration of item(s) removed from consent agenda
- 6) Financial Statements: Edgewater Haven, Human Services, Norwood Health Center
- 7) Human Services Update of Legal Representation in Chapter 48 Matters
- 8) Norwood and Edgewater update on Provider Relief Funds
- 9) Health Department COVID-19 update
- 10) Health Department Community Leadership Award
- 11) Human Services 2021 Capital Improvement Plan for Bus Purchase
- 12) Human Services Request to Fill Positions
- 13) Legislative issue updates
- 14) Future agenda items
- 15) Next meeting(s):
  - April 22, 2021; 5:00 pm Wood County River Block Building, Room 206 – Wisconsin Rapids
- 16) Committee may go into closed session pursuant to 19.85(1)(f) Wis. Stats. to consider leave of absence request
- 17) Return to open session
- 18) Adjourn

### Join by Phone

+1-408-418-9388 United States Toll

Meeting number (access code): 187 786 4154

### Join by WebEx App or Web

<https://woodcountywi.webex.com/woodcountywi/j.php?MTID=m6c482a685f341d2d2f5793a14b40d4cf>

Meeting number (access code): 187 786 4154

Meeting password: HHS0325

## HEALTH AND HUMAN SERVICES COMMITTEE

4a

**DATE:** February 25, 2021

**PLACE:** River Block Building, Room 206 – Wisconsin Rapids (meeting also accessible via WebEx)

**PRESENT: (in-person) - - - (via WebEx)** Donna Rozar, Adam Fischer, Laura Valenstein, Tom Buttke, Lee Thao; Jessica Vicente; John Hokamp, Heather Wellach, RN, Kristen Iniguez, DO

**EXCUSED:** - - -

**ALSO PRESENT (for all or part of the meeting):** Brandon Vruwink, Marissa Laher, Nicole Heiser, Jodi Liegl, Mary Solheim, Stephanie Gudmunsen, Jo Timmerman, Mary Schlagenhaft, Jordon Bruce (Human Services); Rock Larson (Veterans Service); Sue Kunferman, Kathy Alft (Health Department); Reuben Van Tassel (Maintenance); Lance Pliml (County Board Chair); Bill Clendenning (County Board Supervisors); 2 members of public (*Some attendees were in the room and others joined by WebEx*)

**1) Call to Order**

Meeting called to order at 5:00 p.m. by the Chair.

**2) Quorum**

Rozar declared a quorum.

**3) Public Comments**

- n/a

**4) Health Department Recognition of Nancy Eggleston for 30 years of service and upcoming retirement**

Sue Kunferman asked that the committee recognize Nancy Eggleston for 30 years of service and congratulated her on her upcoming retirement. Nancy's dedication to the health department is appreciated and she will be truly missed by all of us. Lance added recognition for her extraordinary service and dedication to Wood County. Donna Rozar added her appreciation for everything Nancy has done representing Wood County in various roles with associations. The Committee extends best wishes to Nancy.

**5) Consent Agenda**

Motion (Valenstein/Thao) to approve the consent agenda. All ayes. Motion carried.

**6) Discussion and consideration of items removed from consent agenda**

- n/a

**7) Financial Statements – Edgewater Haven, Human Services Community, Norwood Health Center**

Department staff answered questions regarding information in the financial statements.

**8) Norwood and Edgewater update on Provider Relief Funds**

Jordon Bruce shared specifics with approvals on recent replacements or upgrades using Provider Relief Funds. Marissa Laher added explanation of additional purchases that have been made and described some pending requests.

**9) Health Department COVID update**

Sue Kunferman shared details of COVID response work are in her narrative. Sue spoke about plans for school district vaccinations and new eligible groups starting next week. Sue responded to questions regarding new DHS system for scheduling appointments, and questions with how the current wait list fits within this new system. Sue added that we are considering relocation of Wisconsin Rapids vaccination clinics to the Grand Rapids Lions Club grounds, in anticipation of needing to vacate the airport location by late spring.

**10) Norwood Health Medical Staff Bylaws and Governing Body Bylaws**

Jordon Bruce explained requirements for Bylaws. There was Committee consensus to have the documents signed by Chair Rozar.

**11) Human Services On-Call Pay for Behavior Intervention**

Brandon Vruwink shared justification for an on-call intervention response. Stephanie Gudmunsen spoke about the gap this issue addresses. The request to mirror on-call pay as is currently setup with family services team was requested. Brandon responded to budget questions and potential cost savings with on-call response vs hospitalizations. Motion (Buttke/Wellach) to approve compensation packet as outlined on page 12 of the packet. All ayes. Motion carried.

**12) Human Services Request to Fill Positions**

Brandon Vruwink referenced an email he had sent to the Committee regarding rationale for two positions (Casual Crisis Interventionist and Initial Assessment Social Worker) that have been posted. Brandon further described efforts to find efficiencies with two other positions (CLTS Case Manager and CCS/CSP RN) that involve elimination of one position to offset costs of filling another funded position. Motion (Hokamp/Wellach) to move forward and post both positions. All ayes. Motion carried.

Brandon also shared resignation announcement of Jordon Bruce. The recruitment process for his resignation has begun. Chair Rozar echoed Brandon's comments regarding the significant impact of Jordon's leadership.

Marissa Laher shared rationale for one position (CNA/LPN) that has been posted.

**13) Health Department Request to Fill Position**

Sue Kunferman provided rationale for one position (Environmental Health Specialist or Assistant) that has been posted.

**14) Legislative Issue Updates**

Department heads and Chair provided updates regarding issues pertaining to their departments.

**15) Future Agenda Items**

The Chair noted items for future agendas.

**16) Next Meeting(s)**

- March 25, 2021, 5:00 pm, virtual meeting via WebEx

**17) Adjourn**

Rozar declared the meeting adjourned at 6:14 p.m.

Minutes taken by Kathy Alft and subject to Committee approval.

*If you have any questions about this report, please contact Sue Kunferman at 715-421-8928 (W) or 715-213-8493 (Cell) or [skunferman@co.wood.wi.us](mailto:skunferman@co.wood.wi.us)*

**ADMINISTRATIVE REPORT – SUE KUNFERMAN, RN, MSN**

For a current case count, please see:

<http://woodwi.maps.arcgis.com/apps/opsdashboard/index.html#/da7f0d6815494e4b85e614e042671b14>

Here is an update on our larger scale efforts:

- Communication – Our primary communications are focusing on vaccination updates and encouraging individuals to continue to wear masks and follow other guidelines.
- Disease Reporting and Contact Tracing – We are able to conduct disease investigations and contact tracing within 24 hours of being notified of a case. We continue to do the tracing as part of our efforts to reduce spread and not overwhelm the healthcare system.
- Testing – We are still seeing lower demand for testing and currently have good access to testing with quick turnaround time. We have discontinued the National Guard testing that previously occurred on Wednesdays as our health systems have the capacity to meet the community demand for testing.
- School Planning – We received the majority of our special allocation for school staff the week of March 15. Marshfield Clinic Occupational Health is vaccinating employees of the Marshfield and the Wisconsin Rapids School Districts. That vaccine was sent directly to Marshfield Clinic and they are doing on-site clinics for the school employees. Daly Drug vaccinated employees of the Port Edwards School District the week of the 15<sup>th</sup> as well. We vaccinated Nekoosa, Pittsville, and Auburndale District employees with on-site clinics on March 19<sup>th</sup>. We will be receiving our allocation for Parochial Schools and childcare providers the week of March 22. We are also scheduling vaccinations for all YMCA and Boys and Girls Club staff. We look forward to getting these groups vaccinated.
- Vaccination – Vaccines continue to roll in rather slowly, however we are seeing a gradual increase in the allocation to our communities (likely somewhat due to the special allocations for educators and childcare providers). To date, all of our vaccine has been Moderna. We continue our drive-thru clinics at Marshfield Fire and Rescue every Wednesday and the airport hangar in Wisconsin Rapids every Thursday. We are also holding a clinic focused on the Hispanic population at Mead School on March 27. We do plan to relocate our Wisconsin Rapids clinic to the Grand Rapids Lions Club the first week in May.
- Legislative Update – Please see the Legislative Grid included in your packet for a public health-focused legislative update.

**COMMUNITY HEALTH IMPROVEMENT PLANNER REPORT – KRISTIE RAUTER EGGE, MPH****COVID-19 Response**

Support is provided at vaccine clinics including working various roles and shifts in both Marshfield and Wisconsin Rapids. Staff also continue to take calls and serve in their ICS roles for the pandemic.

**Communications**

Focus continues on COVID-19 communications, assuring that Wood County residents have access to the most up-to-date COVID-19 information. Communication messages are created and shared. Lately the focus has been on the COVID-19 vaccines currently available as well as those who are eligible. These materials are shared on the Wood County Health Department Facebook page and Wood County website.

**Community Needs Taskforce**

Several small businesses and non-profits have shared that they are in need of hand sanitizer, disinfecting wipes, or facemasks. The taskforce has been connecting with community partners to help fulfill these requests as resources become available. Additional child facemasks were distributed to schools and The Family Center. Weekly newsletters highlighted quarantine guidelines, reinfection of COVID-19, and contact tracing information.

**AOD Prevention Partnership**

A Narcan training was provided to Hotel Marshfield staff. This valuable training teaches how to give life-saving support to an individual who is overdosing from an opioid medication or drug. Nine management-level staff completed the training and the hotel now has nasal Narcan available onsite.

The MACY Drug Taskforce is hosting sustainability trainings that will continue through March as the group prepares for federal funding to end in June. The trainings also include a health equity component in order to ensure the group is aware of ways they may be unintentionally disadvantaging certain populations within our communities.

Three Bridges Recovery Wisconsin is offering quarterly peer recovery coach trainings to increase not only their capacity for offering peer supported recovery, but the overall capacity of coaches in central Wisconsin. They recently developed a monthly newsletter and have been hosting weekly virtual discussions with the community on topics pertaining to recovery. This organization recently lost a significant source of funding and is looking for ways to sustain their organization's peer recovery efforts. They submitted a federal grant that would help them identify more local sustainability options and increase their hospital contracts to include Marshfield Clinic, allowing them to work with patients presenting to the Emergency Department with a substance use disorder.

Central Wisconsin Partnership for Recovery is addressing the following topics:

- Increasing access to peer supported treatment/recovery: supported Three Bridges Recovery in submitting a federal grant to help sustain local peer support efforts; finding and incentivizing employers to consider hiring individuals who may have a justice-involved background due to a substance use disorder
- Recovery housing options: incentivizing landlords who rent to individuals who have agreed to participate in a Rent Smart program that will offer courses and workshops for individuals with a justice system-involved background due to a substance use disorder
- Youth programming: consider youth school curriculum; encourage Wood County schools to participate in the Adolescent Diversion Program

#### Drug-Free Communities (DFC) Support Program

Interviews were conducted in February for 1.5 FTE. The first progress report for the grant was submitted February 12. Staff have been participating in a Coalition Capacity Building Boot Camp to improve coalition capacity building efforts. The boot camp offers 8 sessions, so the hope is to onboard two DFC staff and allow them to join these trainings.

#### Incarceration

Preparations are underway for the next Wood County Jail Workgroup meeting and future meetings that will now be held quarterly. Staff hosted the first Jail Data Workgroup Meeting to discuss local Criminal Justice data sources. Ted Ashbeck, the Captain of the Jail, shared a dataset. An intern from UWSP will be working with our team to analyze the data to deliver back to the Jail Data Workgroup.

#### Mental Health Matters

Staff attended the monthly Clubhouse Board Meeting virtually to provide updates around how individuals can sign up for vaccination waitlists and field questions around the vaccines.

#### Housing

Staff attended the Homeless Roundtable to discuss barriers and solutions to housing in South Wood County. Staff also attend meetings through a Marshfield Clinic workgroup to address the housing crisis among those who are in recovery. Being part of both of these workgroups align with goals and objectives within the Wood County Community Health Improvement Plan.

#### Health Equity

Health Equity remains a priority for the health department. The Health Equity Team will hold a training for its members and the Health Promotion Team at the end of March. This knowledge will be shared with the whole staff and inform the work of the Health Equity Team. The Health Equity Staff survey data has been compiled. An infographic summarizing the results will be shared with staff in the future.

#### Active Communities/Built Environment

River Riders Bike Share, in collaboration with Koloni, Inc., will be re-launching the familiar program for the 2021 season! With a new partner, River Riders Bike Share will provide our community members and visitors with an affordable, innovative, and easily accessible way to get around and explore the area. The program is set to roll out in late April or early May. The program will have 30 cruiser style bikes available at 6 locations throughout the Wisconsin Rapids area. New this season, 20 additional bikes will be available in the Marshfield area at 3 or 4 locations. The bike share program remains focused on making sure that biking is for all and that residents and visitors will have increased access to transportation, recreation, and physical activity opportunities. With the expansion of our program into northern Wood County, we hope to better reach the needs of all community members.

#### **ENVIRONMENTAL HEALTH REPORT – NANCY EGGLESTON, R.S.**

##### Port Edwards/Armenia Groundwater Issues-MOU progress

A call was held on March 2 with the AGC, DNR, Juneau, and Wood Counties. There were zero requests for more water deliveries since the December call. There have been no additional nitrate treatment systems installed. For those with high nitrate levels without an installation or a pending installation, the homeowners either have not signed an access agreement

or are no longer interested in a system. It has been almost 2 years since the first installations. The homeowners were given filters for 2 years and test strips. They will now need to purchase their own filter replacements. AGC is referring residents in need of filters to purchase replacements online and is providing them with the brand of filter used in the original installation. The health department will be calling to offer free water testing to the property owners in the agricultural corridor who have not yet tested. The actual testing will occur between April and June 2021. AGC would like to have one bill for the testing from the health department rather than make reimbursements to individual homeowners involved in the 2021 testing effort. The farmer led initiative is looking at impacts from agricultural operations and crop rotations up and down gradient of fields. Monitoring wells were installed at 3 different depths with mixed results—some with no detects and some with higher concentrations. There is no conclusion on the reason for this yet as only one set of samples has been done so far. Nitrate levels were low in the shallow and deep wells, and were higher in the middle depths of approximately 20 to 60 feet. There will be another update in the next month or so. Wood County had a question about the possibility of AGC working with a local farmer led council along with educators. There are limitations on what the AGC can do because of the pending lawsuit. There is no trial date set yet. The UW Study is moving along but there is nothing new to report since December's call. The next call will be on Wednesday June 9<sup>th</sup> at 2PM.

#### Environmental Health Leadership Change

I am retiring on March 12, 2021. Ben Jeffrey is the new Environmental Health Supervisor. Ben has been with our department for almost two years. He was previously a supervisor at Kerry Ingredients in Vesper. Ben is committed to continuing to work on groundwater issues in the county and other environmental concerns as they arise.

#### Food Safety Advisory Committee

Environmental Health Staff contacted retail food operators to invite them to participate on a Food Safety Advisory Committee for Wood County. This group has not met for a few years. The meeting was held with a small number of participants. The main agenda was to present the new food code changes, risk assessment, and licensing changes. The group discussed how and when these changes would affect them. The goal of this committee is to obtain feedback from licensed entities on what we can do to help them, how best to reach out to owners and operators, and to determine resources or needs they may have and what we can offer them.

#### COVID Response

Environmental Health Staff are assisting with vaccination clinics, filling various roles as needed. They continue to answer inquiries from businesses.

#### Lead Safe Homes Program

Work was completed on a Marshfield home enrolled in the lead safe homes program. The property passed lead clearance sampling and the family was allowed to move back into the home.

#### New Businesses and Consultations

A pre-licensing inspection was done at Mission Coffee, a coffee kiosk at Mid-State Technical College in Wisconsin Rapids. A pre-licensing inspection was done at Pee Wee's, previously Bottom's Up in Marshfield due to a change of ownership. West River Café in Nekoosa was newly licensed due to a change in ownership. Tropical Smoothie in Wisconsin Rapids had a pre-licensing inspection due to new ownership. A pre-licensing inspection was conducted at Mama Bear's, a daycare facility that is being licensed to sell food to the public. A consultation was done at a new business in Marshfield that will be selling vanilla extract. A walk-thru was done at the new Hampton Inn in Marshfield. An unlicensed egg roll retailer was contacted and informed of the need to obtain a license to continue to operate.

#### Complaints

Twelve complaint investigations were received in the month of February.

- Two complaints came in regarding bed bugs in an apartment. One apartment building had a fire and all tenants are now out of the building. The other tenant did not respond to our request to do a visual inspection.
- A complaint came in regarding a home with frozen pipes and no water. The landlord is trying to work with the tenant on the issue. The tenant is behind on rent and failed to report that the heat was not working.
- An outdoor wood boiler is causing air quality issues for a neighboring group housing unit.
- An onsite inspection will be done for a tenant who has several structural issues in her rental home.
- A complaint came in regarding a rental unit with numerous animals and a strong ammonia smell and feces on the floor. The Humane officer and Human Services are also involved.
- A caller complained about a neighbor's burn pile. He is concerned that they are burning plastics. An onsite visit was done and the pile is construction wood. There is also a dumpster on the property, likely due to a previous complaint in which we ordered proper disposal of refuse. No improper burning is being done.
- A caller reported that he thought he became ill with a communicable disease from eating at a restaurant. No one at the restaurant had been ill.
- A group of 4 ate at a restaurant and 2 became ill. We requested name and contact info from the caller, but no information was provided. The restaurant received no other calls about illness.
- A caller complained about a dog in a restaurant. The dog is normally in the office only, but due to unusual circumstances, was allowed out to greet some family friends.

- A tenant complained about the lack of water in her apartment. The pipes froze. The landlord did the repairs and restored water.
- A caller complained about off tasting fruit purchased from a retail store. The store was contacted.

### **HEALTH PROMOTION AND CHRONIC DISEASE TEAM REPORTS**

Oral Health Program – Erin Fandre, RDH

Healthy Smiles has completed all of our first screening and fluoride varnish visits for the 2020/2021 school year. We will be starting the second screening and fluoride varnishes next week.

### **WOMEN, INFANTS AND CHILDREN (WIC) REPORT – CAMEN HAESSIG, RD, CD, CLC**

- WIC continues to complete all appointments over the phone during this time. The physical presence waiver to allow appointments over the phone currently goes through mid-May. The waiver is tied to the public health emergency declaration and will allow phone appointments to continue 30 days past the expiration of the public health emergency declaration.
- We welcome our new Program Coordinator Macy Mancl, who started 2/22/2021.

Caseload for 2020 (Contracted caseload 1433)

	Dec 2020	Jan 2021	Feb	Mar	Apr	May	Jun	Jul	Aug	Sep	Oct	Nov	Dec
<b>Active (initial)</b>	1450	1446	1419										
<b>Active (final)</b>	<b>1458</b>	<b>1447</b>											
<b>Participating</b>	1457	1447	1425										

# HEALTH DEPARTMENT P-CARD SUMMARY

2/17/2021-3/16/2021

Amount Due \$ 1,250.11

Due Date 3/25/2021

Date Paid 3/18/2021

15210075

## PUBLIC HEALTH - P-CARD CHARGES

Vendor	Description	PH	GRANT	Amount
Kwik Trip	COVID Expense		Testing Pilot	\$ 42.16
Walmart	COVID Expense		COVID VC	\$ 8.48
WI AWRA Annual Mee	Conference Reg	√		\$ 50.00
Safe Kids	Car Seat Recert		MCH	\$ 55.00
Walmart	Meeting Expense	√		\$ 36.62
People Finder	COVID Expense		COVID	\$ 29.95
Provision Partners	COVID Expense		COVID VC	\$ 4.49
WPHA	Membership Dues	√		\$ 75.00
Bonfire	Outreach Mat & Supp		MLFD Infl	\$ 891.49
				\$ 1,193.19

### Grants:

PHEP Public Health Emergency Preparedness  
 IMM Immunization  
 LEAD Childhood Lead  
 MCH Maternal Child Health  
 PHHS Prevention Fund  
 TOB Marathon County Tobacco Coalition

### Programs:

ADMIN WIC Program Administration  
 BF WIC Breastfeeding  
 CS WIC Client Services  
 FF WIC Fit Families  
 FMNP WIC Farmers' Market Nutrition Program  
 NE WIC Nutrition Education  
 BFPC WIC Peer Counseling

### Coalition Names:

BF Breastfeeding Coalition  
 SK Safe Kids Coalition  
 FPWC Health People Wood County  
 CHA HPWC - Community Health Assessment  
 RH HPWC - Recreate Health  
 MH HPWC - Mental Health

## ADAMS JUNEAU - P-CARD CHARGES

Vendor	Description	PROGRAM	Amount
			\$ -

## WIC - P-CARD CHARGES

Vendor	Description	PROGRAM	Amount
			\$ -

## CONSOLIDATED CONTRACTS - P-CARD CHARGES

Vendor	Description	PROGRAM	Amount
			\$ -

## COALITION ACCOUNTS - P-CARD CHARGES

Vendor	Description	Coalition Name	Amount
Kohls	FM Program Supplies	Recreate Health	\$ 56.92
			\$ 56.92

## HO-CHUNK P-CARD CHARGES

Vendor	Description	Amount
		\$ -



## **WOOD COUNTY HUMAN SERVICES DEPARTMENT REPORT March 2021**

### **Director's Report by Brandon Vruwink**

Wood County Human Services continues to meet with the Superintendents from all of the school districts in Wood County. Deputy Director Solheim has organized and coordinated the quarterly meetings. Meeting with the Superintendents is an opportunity to discuss and solve issues the districts and our department are seeing. At our meeting earlier this month, we discussed the challenge with the increasing number of children in need of mental health services. We also discussed opportunities for the Human Services Department to provide additional training sessions to each school district within Wood County. We will continue to meet with the Superintendents quarterly or more often if needed.

We continue to participate in bi-weekly video meetings with Wipfli regarding the Provider Relief Funding. We have identified several projects that will allow us to provide additional support to our residents at our health care facilities. We have submitted several proposals to Wipfli for their review. If approved, we will continue to move forward. We will provide an update at the Health and Human Services Committee meeting.

Norwood Health Center continues to be a Wood County Vaccination site. As of this writing, Norwood staff have administered over 1200 vaccines. We are committed to continuing to support the vaccination efforts so long as we have the capacity to assist. Thank you to the Norwood team, who has done an excellent job of coordinating the vaccination clinics!

Last month I announced the resignation of Norwood Health Center Administrator Jordon Bruce. Since the previous H&HS Committee meeting, we have identified Jordon's successor. While beginning to work through the transition process at Norwood Health Center, it was apparent we had an internal candidate who was qualified and well-positioned to take on the leadership role. I began speaking to Marissa about this position. Marissa shared she had a desire to serve residents struggling with mental health issues. After several conversations, it became clear that she was the right leader for Norwood Health Center. While I will miss Marissa's leadership at Edgewater Haven, I am grateful she will continue to serve Wood County residents as the Administrator at Norwood Health Center. Marissa's first day in her new role is Monday, April 5. Marissa will be serving as the Administrator for both facilities until we identify a replacement to fill Edgewater Haven's position.

Marissa's transition to Norwood has left the Administrator position at Edgewater Haven vacant. With the assistance of Human Resources, we are recruiting to fill the position. I plan to provide an update on our progress at the H&HS Committee meeting.

At the February Department Head meeting, Corporation Counsel Kastenholz proposed the concept of creating a Budget Workgroup. As described by Peter, the purpose is for the Budget Work Group to get an early read on the 2022 budget and develop concepts for the committees to consider in dealing with projected financial shortfalls. As requested, I will participate as a member of this work group.

### **Deputy Director Update by Mary Solheim**

Community and Wood County Departmental Connections: Director Vruwink and I continue to have quarterly meetings with District Attorney Craig Lambert in an effort to foster a positive working relationship amongst our Departments and to ensure we continue to best support our respective teams in their roles and responsibilities. We most recently met on March 3 and provided updates to one another about our teams, discussed what is going well, and identified some room for continued growth. With the support of District Attorney Lambert, we will be working with the District Attorney's office to

come up with a means to ensure consistency in the legal approach to document preparation and questions which will be asked of our social workers when they are on the witness stand at our more common types of hearings. It is expected this information will be shared with supervisors and staff and will increase awareness and efficiencies within hearings. While our next scheduled meeting is on June 1, we continue to leave our meetings with an understanding we can connect at any time, should the need arise.

Director Vruwink and I likewise continue to have a quarterly meeting with each of the school districts in Wood County with our most recent meeting having taken place on March 8. Our meetings give an opportunity to provide information to one another about our respective programs or initiatives and answer one another's questions. We spent some time during our recent meeting talking about how we can support our schools through providing a mandatory reporter training with Wood County specific information and how we can support one another in our efforts to collectively address children and families impacted by substance abuse within our community, among various other topics. We value all of our community relationships and are appreciative of the engagement we have from our schools along with the interest they demonstrate in our work.

*Learning/Training:* As we continue to focus on efforts to ensure our Family Services staff have continue to focus on efforts to ensure our staff have the necessary training and continuing education to be successful in their work, we note many members of our staff members are involved in a variety of Court proceedings. Given this, I will be partnering with Assistant District Attorney Knaapen and one of our Family Services Supervisors, Jennifer Plisch, to plan and organize some mock hearings with a defined goal of helping our teams to be more comfortable with the Courtroom setting and overall expectations of Court preparation, decorum, and testimony. Several attorneys within our local community have been identified as experts within the field and we will be reaching out to some of them in the coming weeks to see if they would be willing to volunteer their time to our efforts.

As a refresher to my concluding update on 2020, we were fortunate to be able to offer some in-house trainings to our Family Services Team in the latter part of last year. I was specifically able to prepare and present information to provide our social workers with some of the tools necessary to help them in their daily work starting from the time it is determined a child must be taken into temporary physical custody and filing a petition, through various permanency options including the child's return to home, securing a guardianship, and seeking to terminate a parent's rights. While it is necessary to be aware of the process we must work through if a child is taken into temporary physical custody, we continue to focus on researching and educating one another on how we can keep our children and youth safely in their homes. The overall feedback from the 2020 trainings was very positive and staff were appreciative of the investment of time we took with them. Given this, I will once again be presenting trainings to our Family Services Team in late Spring. I am in the process of working through date and time options with the supervisory staff to maximize participation for those who may be new to our Department or may have had a scheduling conflict during the 2020 trainings. We look forward to continuing to find ways to support our teams in the valuable work they do.

*Youth Advisory Council:* Our Youth Justice Advisory Council, which launched in late 2020 has now held its second meeting. By design, the purpose of the Youth Justice Advisory Council is to get together and discuss the needs of youth within our community. The cross-system partnership includes representation from the District Attorney's office, law enforcement agencies throughout the county, school districts, health care providers, and other community agencies, in addition to staff here at Human Services. One of our goals in the group's launch was to identify some core gaps we see connected to the needs of youth within our community. We separated the groups into teams to take a look at some of these identified gaps with a focus on the following questions: what are we doing already, how might another community partner be working on the identified gap, and how do our initiatives actually impact justice involved youth? The groups are broken down into the following focus areas: access to mental health services and costs for youth and caregivers, parent education and mentorship for parents and

guardians, community connections and healthy relationships for youth and families, and families with unmet basic needs. The small groups will gather in the coming weeks and report back to the larger group at our April 22 meeting and next steps will then be determined at that time.

*Youth Mentor Program:* We launched our Youth Mentor Program in early 2019 and since this time we have continued to focus on ways to enhance the services we provide to our youth with resulting impacts such as establishing community connections, building relationships, overall reductions in concerning behaviors, reductions in daily school absences, and increases in cumulative grade point averages, among others. We recognize the importance of our teams continuing to work together to address the ever-increasing mental health challenges faced by our youth and identified at younger and younger ages as well as the long-term effects of youth placed in out-of-home care should we be unable to keep our youth within their homes. We are pleased to announce Kamryn Slomka will be joining us in early April as our newest Youth Mentor Case Manager. Kamryn comes to us with experience in working with youth and will be a great addition to our team of those we have working intensively with our youth.

### **Administrative Services Update by Jo Timmerman**

Staff Accountants have been working on closing out 2020; final entries were made in March. They continue to be engaged in 2020 audit preparation.

Norwood and Edgewater Accountants continue to compile expenditures related to COVID-19. Both personnel and non-personnel expenses are recorded against the CARES funding received by both facilities. This continues on for 2021 until 06-30-21. No Further guidance has been released regarding reporting deadlines for expenditures. Each facility recorded CARES deferred revenues for 12-31-20: Norwood - \$2,231,269; Edgewater - \$192,375. These funds have carried over to 2021 for allowed uses.

Community Fiscal staff are actively working through state aid reconciliations for 2020 funding sources. Norwood and Edgewater Accountants are compiling data for Medicare and Medicaid cost reports for services provided at those facilities.

Angela Wiese and her staff are working through a long list of setup edits needed as part of the ongoing setup process for our health records software conversion project from TCM to SmartCare programming. Staff are dedicating a great deal of time to this project; attending 27 meetings in February related to setup, problem solving, and system functionality across the billing and clinical functions.

Staff training as part of our division's succession plan continues with weekly sessions.

Support Services staff continue to cover the most critical duties of the vacant positions within our division. Priority assessments are conducted ongoing of all areas to assign staff where need is most critical to agency support. This plan is a short-term solution to staffing vacancies and is not sustainable long-term.

Administrative Services' staffing status remains at three vacancies; with an additional one staff member out on FMLA. Our Administrative Services Assistant II Admin/FS records position at our Marshfield office has been filled, with the new staff member starting in that position on 03-29-21. Interviews for the CSP/CCS Secretary position continue.

TRIP collections for 2021 are starting well with \$10,319 in payment interceptions received to date.

Additional projects worked on by staff:

- Processed Medicare, Medicaid, HMO, Commercial Insurance, other county, and patient responsible claims for hospital services, long-term care services, doctors' services, Outpatient clinic services, and community program billable services

- Processed vouchers for vendor services and products
- Held weekly Banking Day with Norwood residents
- Prepared monthly date reports for occupancy, doctors' service units, meals prepared, laundry poundage date for cost reports
- General Ledger account maintenance
- Data reports for Bridgeway Unit
- Attended weekly payer source meetings for patient/resident updates
- Attended daily stand-up meetings for patient/resident care and payer source updates
- Tracked COVID-19 expenditures
- Conducted staff annual performance evaluations
- Review Outpatient Clinic Notes/Dictation
- Conducted bi-weekly meetings with Support Services staff
- Prepared NIMC ACH
- Met with staff from Edgewater location
- Sent NIMC reports to Consortium financial leads
- Reviewed and approved Journal Entries entered by Accounting Clerk
- Attended Health & Human Services Committee Meeting via WebEx
- Attended Operations Committee Meeting
- Attended bi-weekly Administration Team meetings
- Conducted bi-weekly budget meetings for Norwood, Edgewater, and Community programs
- Attended weekly Norwood Department Head meetings
- Reviewed Financial Reports & voucher reports
- Reviewed and approved time off and time cards for employees
- Reviewed and approved account reconciliations
- Supported Administrative Support Management Team
- Attended Wipfli Provider Relief Funding meetings

### **Behavioral Health Services Update by Stephanie Gudmunson**

The work on our Smart Care Electronic Health Record implementation continues. The date for the official start has been moved to August 2, 2021. The extra time will allow to fully test and train staff on the customizations that are being built for Wood County.

Wood County Human Services is part of the HOPE Consortium - Central Region and recently entered into an MOU with the Family Health Center of Marshfield, Inc. Marshfield Clinic Inc. that will allow our Outpatient Clinic to participate as a service provider. The members of the HOPE Consortium – Central Region are focused on improving quality of care for those addicted to opioids while reducing incidence of relapses and overdoses. The goals of the HOPE Consortium include 1) Reducing opioid overdose deaths within the designated service area; 2) Improving outreach, engagement, and retention in treatment services for individuals with opioid use disorder and methamphetamine use disorders; 3) Increasing rapid access to treatment services, including medication-assisted treatment; 4) Developing sustainability plans for funded programs over the grant cycle; and 5) Identifying effective treatment models that may be translatable to other providers and settings.

As a member and provider, Wood County consumers that choose to participate will benefit from the enhancements made by the consortium as well as access to additional resources. The HOPE Consortium model encourages collaboration among substance abuse treatment providers in the region and maximizing community resources.

### **Community Resources Update by Steve Budnik**

Transportation: In February, we provided 791 rides on our buses. Most of our rides are still for employment (269) and shopping/personal (233) trips. However, in February, we have seen an increase in passengers requesting rides for their COVID vaccination shots.

WHEAP: Since October 1, 2020, we have processed 1,956 applications for the current heating. We are still at an increase of 1.03% from where we were last year at this time. With the support and assistance of the IT Department, we have implemented an Energy Assistance phone tree. This enhances our customer service delivery because when a customer calls us, they now have several options to choose to meet their varying energy needs. More phone operators are also assigned to the phone queue to provide an immediate answer, especially for crises.

Income Maintenance: In February, the FoodShare case count for Wood County was 5,264, an increase of 90 cases. The total number of FoodShare recipients was 10,219, another increase totaling 250. The BadgerCare case count was 6818, the EBD (elderly blind & disabled) was 1,992, and the long-term care medical service caseload was 1,145. A collective increase in Medicaid cases is 201.

### **Edgewater Haven Update by Marissa Laher**

In the month of February we had 6 admissions and 8 readmission with a memory care census is 17 residents.

Census comparison to last year:

February 2020 – 51.21 average census with 7.14 rehab

February 2021 – 44.45 average census with 5.18 rehab

Admissions/Discharges Comparison:

February 2020 – Admissions 11/Discharges 9/Readmissions 8

February 2021– Admissions 6/Discharges 12/Readmission 8

As of writing this, we have:

- 0 active resident cases
- 1 recovered resident case
- 2 residents who passed away during their isolation period
- 0 active employee case
- 22 recovered employee cases

We had our third COVID-19 vaccination clinic with Walgreens on March 9<sup>th</sup>. That concluded the Long Term Care Pharmacy Partnership with Walgreens. Our staff will provide vaccinations to staff and residents who need first or second doses going forward. We continue to test our staff weekly through Exact Sciences lab in Madison. The state continues to sponsor the cost of required testing. We may be able to transition to every other week testing in the near future if the county positivity rate continues to stay under 5%.

In relation to the positivity rate being low and having no active staff/resident cases, we have been able to resume indoor visitation! Residents and loved ones are able to schedule a time through our activity department to visit with each other in our chapel or family room. We have been asking all visitors/vendors/outside personnel to consent to a rapid antigen test prior to visitation. We have a great supply of rapid tests that our staff are able to administer and have the results back in 15-minutes. It has been so wonderful to have the families and loved ones of our residents back in the building. We have enjoyed seeing the joy on their faces and to hear laughter and conversation throughout the building.

Along with that, we have resumed meals in the dining room and group activities while following all of the core infection control measures.

Phase 2 of the 300 South remodel project started the first week of March. We are estimating for that project to be completed by the last week of April. The project is currently on schedule. We are hoping to begin the replacement of our nurse call and wander management system project in the next couple of months. In relation to that, we continue to work on the 2022-2026 capital improvements plan.

### **Family Services Update by Jodi Liegl**

*Personnel Updates:* Family Services continues recruitment efforts for an Initial Assessment social work position. With the recent resignation of Youth Justice Social Worker Kari Rhinehart, Family Services has four positions vacant: two in Initial Assessment, one in Ongoing, and one in Youth Justice. With the budgetary constraints, we are thoroughly evaluating the current needs of the division and how to best meet them moving forward. With the increasing needs this is becoming more and more difficult.

*Social Work Month:* National Social Worker Month is observed annually in March. No matter the setting a social worker is employed within, social workers play a very important role in serving those most vulnerable in every community. *Social Workers Are Essential* is the theme for Social Work Month 2021. March is a time to highlight the invaluable contributions social workers make in society. This year has been no exception as our nation addresses the Coronavirus pandemic. Social work dates back to the 19<sup>th</sup> century. It was originally established to ensure immigrants and other vulnerable people gained tools and skills to escape economic and social poverty. Those concepts remain part of the profession's foundation as social workers continue to address the needs of society and bring our nation's social problems to the attention of the public. The majority of workers in Family Services are licensed social workers.

*Current Practice Challenge and Needs:* One of the challenges facing Family Services has been trying to meet the needs of children and youth struggling with complex mental health needs whose parent/s or guardian/s are not willing or able to care for the youth based on the youth's needs. These children and youth enter into our system through either child protective services or youth justice. Multiple systems and providers are involved resulting in significant collaboration between Family Services, Behavioral Health, and other community partners in an attempt to provide effective case management. This has resulted in comprehensive teaming, case planning, and joint staffing. We recognize in these collaborations that extensive trauma histories coupled with complex mental health needs result in challenges finding placements for these children within our community. While family members are always looked to first if a removal is necessary, when we must look outside of the family structure, we are faced with a significant shortage of foster homes which is mirrored throughout the state. We have also found that foster parents in certain situations may understandably not be equipped to manage the complexities and extreme needs of the child resulting in a high risk of disruption often resulting in multiple placements, hospitalizations, and higher levels of care that are more restrictive, extensive costs, and outside of our community.

In order to address the above challenges, trainings around trauma, attachment, and responding in crisis situations is being offered between the divisions to ensure consistent messaging and responses. A comprehensive after hours on-call system and plan to respond in-person with the goal to de-escalate a crisis situation to prevent hospitalization or disrupted placements was recently created and implemented. An additional partnership with CW Solutions (<https://changewithin.net/>) to provide intensive services and skill building to struggling children and youth at risk of restrictive, high cost, out of community placements has assisted in keeping a child in our community rather than needing to consider out of state facilities.

Wood County currently has 72 licensed foster homes. Out of the 72 homes, 53 are licensed as general foster homes. This results when an individual or couple reaches out to our Department interested in fostering and have completed the licensing process. An additional 19 homes are licensed as child specific, which means they started by providing care to a relative child(ren) that was removed from their parental home and placed with them through a court order. Relatives are required to go through the kinship process and foster care license process. Kinship care refers to the care of children by relatives. Despite what may seem like a high number, we have very few homes that have openings and are accepting placements. The older a child becomes, the more challenging they are to place. Few foster homes will eagerly accept placements of teenagers. Often times numerous phone calls over the course of hours, days, weeks, and even at times months can go into securing a foster home. Every week multiple email communications are also sent statewide by workers attempting to locate a placement resource for a specific child.

Additionally, respite is a critical need to support foster parents, maintain placements, and prevent disruptions. Respite care provides short-term relief for a care provider and can be arranged for differing periods of time. We currently struggle to find homes available and able to take on additional children and youth for respite.

Our foster care coordinators, the Foster Care Ad Hoc Committee, and our leadership team is aware of the critical state we are in and are committed to addressing it. Retaining foster parents by providing adequate support, education, and training is crucial to recruiting more foster parents as we recognize word of mouth is often the most effective approach. The recent creation of Foster Care Connection, a monthly group meeting, is aimed to provide all foster parents with the opportunity to make connections with one another, seek and offer support, and provide opportunities to learn about the child welfare and foster care systems. Foster care recruitment is a focus at both the County and State level. Wisconsin recently announced the launch of the new foster care recruitment campaign: Foster a Future. In the coming months, you will likely see advertisements and messaging creating awareness around the need for foster parents. If you know of someone who has an interest in fostering, encourage them to reach out to our Department.

### **NorthCentral Updates by Lacey Piekarski**

NorthCentral Programs lead two internal committees: Trauma-Informed Practice (TIP) and Inclusivity, Diversity, Equity and Advocacy (IDEA) Committees. The goals of these employee-led committees are to educate, advocate, empower and incorporate learning into daily practice. Each quarter, the TIP and IDEA Committees provide resources and lead discussion with NorthCentral Programs staff from their associated lens. To begin 2021, the topic is learning and supporting those involved in the justice system.

- On February 26, the IDEA Committee presented to the entire team on the topic of “The Justice System’s Impact through an IDEA Perspective,” including resource sharing and team discussion.
- The TIP Committee continued the conversation on March 10 with Sarah Salewski, Jail Discharge Planner, discussing the impact of the justice system and local resources including an update of the referral collaboration with the FoodShare Employment & Training (FSET) Program and the Wood County Jail. From January 19 – March 5, 330 referrals were made from the Jail Discharge Planner to community partners, 38 of which were to Employment & Training Programs (including but not limited to FSET) and 31 referrals for housing (which included FSET Housing Resources). NorthCentral Programs, particularly the FSET Program, continue conversation with the Wood County Jail to streamline collaboration to connect individuals to benefits and employment/training support.

This topic will continue through March, correlating to the NorthCentral strategic mission, to offer opportunity to all those we serve.

Youth Division Update - Independent Living Program: The Independent Living Program (Transition Resource Agency – Independent Living or “TRAIL”) finalized 2020 youth highlights, identifying focus

areas to identify gaps and support for 2021.

Program goals include:

- Co-enroll and maintain co-enrollment of 45% of active, IL youth with partner agencies by 12/31/21 (Current co-enrollment total as of 2/23/21 = 40%).
- Offer support for job skill basics including creating a resume for all active youth and tracking to ensure all IL youth have an updated resume available. (Goal: Begin tracking for resume completion, coinciding with Employment & Training Program co-enrollment goal).
- Focus efforts on GED/HSED completion rates upon aging out of care for those with less than high school/GED/HSED education. Review completion options to prioritize this educational outcome through FSET and local school/technical college support. Tracking will begin late spring 2021 semester into fall 2021 semester.

The Independent Living Program measures areas of engagement, education, employment, housing, permanent connections and health/well-being for all IL-eligible, active youth.

### **Norwood Health Center Update by Jordon Bruce**

We are proud to be helping our community as a vaccinators site. As of this writing, we have administered over 1,200 first doses to our local community. Many of our second COVID vaccine doses have also been given. We are currently working through a very long waiting list of those who are interested and meet the criteria set forth by state officials for receiving the vaccination. The staff at Norwood have worked incredibly hard to provide a safe and efficient vaccination site, and we have received overwhelming appreciation by those who have been fortunate enough to receive the vaccine.

Norwood has not experienced any additional positive cases with residents or staff since December 15. We continue to monitor the community positivity rates weekly and are seeing a sustained reduction in those positivity rates and are currently in "green" status meaning we are under 5%. We are starting to work on slowly and safely re-opening back to normal. We continue working through approved projects that we will be using Provider Relief funds for including updating our WIFI bandwidth.

This will be my last update as Administrator of Wood County Annex & Health Center. I am thankful for the opportunity to serve alongside such a wonderful team. We have made incredible improvements to our physical plant which will help the Annex realize greater efficiencies going forward. I feel our facility and the services provided are a wonderful resource to the residents of Wood County and the many other counties that use our services. I will be forever grateful for the support given to our operations and am proud of the successes and accomplishments we have achieved. I look forward to seeing the progress my successor, Marissa Laher, will have going forward. The team at Wood County Annex & Health Center should be commended for the outstanding job they do each and every day. I wish nothing but the best for Norwood and for Wood County in the future.

### **Norwood Nursing Department by Liz Masanz Admissions Unit**

The AODA recertification survey was completed in February. We received one minor cite that has been corrected.

### **Long Term Care Unit**

We continue to work with residents on COVID precautions, in person visits, activities, and vaccinations. Out of the 20 residents we have, 15 agreed to be vaccinated. We have been out of outbreak status since the week of Christmas. The residents have been enjoying some visitation with family on site. We have had two new admissions to the Long Term care unit.



### **Health Information Department by Jerin Turner**

I have been busy working with the vaccination clinics that have been happening two times per week. As of this writing we have scheduled and administered over 1,200 first dose vaccinations of the COVID vaccine.

### **Norwood Dietary Department by Larry Burt**

Congregate meals for the month of January totaled 8,519. Revenues for January totaled \$39,187. Due Congregate meals for the month of February totaled 8,247. Revenues for February totaled \$37,936. Year to date meals served 16,766. Year to date revenues are \$77,124.

### **Norwood Maintenance Department by Lee Ackerman**

Update on 2020 Capital Improvement Projects: The Level 4 Renovation, Phase 2 –Crossroads: The last flooring sections have been completed bringing this project to completion.

#### Covid-19:

- Most of the touchless faucets, flush valves, and light switches have been installed, leaving only a small portion to complete in less used areas.
- Work on the Canteen renovation started this month and already we are seeing a great deal of progress. Once the contract was awarded to Eagle Construction, the Engineer handed off the project to us and I will be managing the construction phase. We expect work to be completed in March.
- The Wheelchair Washer was received and installed in the tub room on the East Wing.

Roof replacement: -The final phase of the roof replacement was published for bids and we received seven bids, which is a very good turnout. The contract was awarded to Nick Michels & Sons, having offered the lowest bid that met all specifications. Michels replace the roof in our 2020 phase and we are pleased to work with them again.

Bi-annual Patient Safety Assessment: - This assessment of the Admissions unit is meant to identify potential dangers to our patients, such as ligature points and other self-harm threats. The tour found several items to address, but none putting patients in immediate jeopardy. Work is underway in addressing these items.

### Edgewater Credit Card Statement - February 2021

Date	Description	Nursing 54201	Laundry 54212	Dietary 54213	Maint. 54215	Therapy 54216	Activities 54218	Soc Serv 54219	Admin 54219	Capital
2/5/2021	Walmart-Act. Supplies, ribbon, jars						38.22			
2/23/2021	Walmart-Act. Supplies, Candy, flags						91.93			
2/24/2021	Home Depot-sewer snake				\$ 359.00					
2/24/2021	Walmart-return item						(16.88)			
2/24/2021	Walmart-ribbon, bells,						29.19			
2/24/2021	Allied 100-Heartcode training	496.00								
2/23/2021	Walmart-Brush	6.47								
<b>Total</b>		<b>\$ 502.47</b>	<b>\$ -</b>	<b>\$ -</b>	<b>\$ 359.00</b>	<b>\$ -</b>	<b>\$ 142.46</b>	<b>\$ -</b>	<b>\$ -</b>	<b>\$ -</b>
<b>Total Usage February 2021</b>		<b>\$ 1,003.93</b>								


# CREDIT CARD SUMMARY- HUMAN SERVICES DEPARTMENT

**Statement Date** WALMART USBANK  
**Amount Due** 2/17/2021  
 \$ - \$9,942.54  
**TOTAL** **\$9,942.54**  
**Date Paid** 2/25/2021  
**VOUCHER #** 40210886

Object	Description	Program Amount	CHILD WELFARE 4001	ESS 4020	BIRTH TO THREE 4040	CHILD. WAIVER 4050	CSP 4055	CCS 4065	OPC AODA 4080
172	TRAINING	3,000.00			3,000.00				
250	OTHER PURCHASES-WAIVERS	973.94				973.94			
251	ESS OTHER PROFESSIONAL SERV	62.25		62.25					
251	CW TPR Adoption Services	93.00	93.00						
290	FOSTER PARENT EXPENSES	250.00	250.00						
311	OFFICE SUPPLIES	15.09				15.09			-
341	PROGRAM SUPPLIES	615.03					31.89	331.14	252.00
390	CW TSSF Time Limited Resources	4,214.80	4,214.80						
390	B23 SOCIAL-EMO DEVELOPMENT	718.43			718.43				
<b>TOTAL</b>		<b>\$ 9,942.54</b>	<b>4,557.80</b>	<b>62.25</b>	<b>3,718.43</b>	<b>989.03</b>	<b>31.89</b>	<b>331.14</b>	<b>252.00</b>

**CREDIT CARD TOTAL** **\$ 9,942.54**

## 2020 YOUTH HIGHLIGHTS

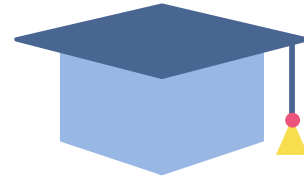


### ENGAGEMENT

**93%** of newly eligible youth engaged in IL services

84 youth continued to engage in IL services

25 youth engaged in transition planning before leaving out-of-home care



### EDUCATION

7 youth graduated high school

**20** youth successfully completed a semester of post-secondary education, utilizing over **\$70,000** in Brighter Star funds



### EMPLOYMENT

33 youth worked full-time hours

23 youth worked part-time hours

**68%** of youth successfully worked for at least 90 days

27 youth who left a job had a positive reference



### HOUSING

**76%** of youth were in a stable housing situation

4 youth received help finding housing after an episode of homelessness

Youth received Foster Youth to Independence (FYI) housing voucher



### PERMANENT CONNECTIONS

**96%** of youth identified more than one supportive, unpaid individual in their life

19 youth were both working and in school

**95%** of youth feel a part of their greater community



### HEALTH & WELL-BEING

**93%** of youth had active healthcare coverage

84% were connected to a primary care provider

**97%** of youth were engaged in planning for their future

REPORTS

EVENTS

WEBINARS

PODCAST

AWARDS


SUBSCRIBE

SEARCH



**ARE YOU LOOKING FOR A FLEXIBLE AND RELIABLE CAPITAL PARTNER? WE CAN HELP.**



**Technology = confidence.**  
See why 78% of referral sources look for partners that can receive data electronically.

Download our report  
**MatrixCare**  
by ResMed

FEATURED

# Pandemic-Driven Home Health Shifts Trigger Therapy Layoffs, Nursing Home Strategy Changes

By **Lisa Gillespie** | March 8, 2021


Lawmakers and policy experts have talked about a need to shift seniors from institutional to home settings for years, and the pandemic has dramatically forced the health care delivery system to do just that: Patients en masse are no longer going to skilled nursing

facilities, and instead opting for home health care. The changes may end up being the new normal, leaving SNFs with sicker and sicker patients — and also some families with more limited options.


[Share](#)

While opinions vary on how deep and how lasting the shift to home will be over the coming years, the near-term trend has had wide-reaching effects on the post-acute and long-term care ecosystem.

When the pandemic first struck in spring 2020, full-service therapy company Infinity Rehab furloughed many employees who were stationed in skilled nursing facilities across 18 states. JoLynn Munro, division president at Infinity, said they had hopes that the onset of COVID-19 would subside quickly. But it didn't, and the company went through three rounds of layoffs.

ACP Live Remote Clinical Webinar Series March 22, 2021 | 12PM ET 

**Pressure Injury/Pressure Ulcer Nursing Overview (60 min)**



Presenters: Seema Gurnani, PT, DPT, GCS, CEEAA and Catherine Wollman, DNP, GNP-BC, CRNP

Infinity was able, however, to retain some physical, occupational, and speech therapists for new work contracting with home health agencies for patients that previously would have been in skilled nursing facilities.



Receive industry updates and breaking news from SNN.

**SUBSCRIBE**  
**Tom credits his partnership with Omnicare for meeting financial goals.**

**Related Stories**  
**FRAUD**  
**Led by Biden's HHS Pick, California Gets the Full Story on Over Alleged Nursing Home Data Reporting**

**Omnicare**  
 a CVS Health company  
 March 15, 2021

**STAFFING**  
**He Won Praise for Keeping COVID Out of a Nursing Home. Here's His Vision for the Future of Long-Term Care**

March 14, 2021

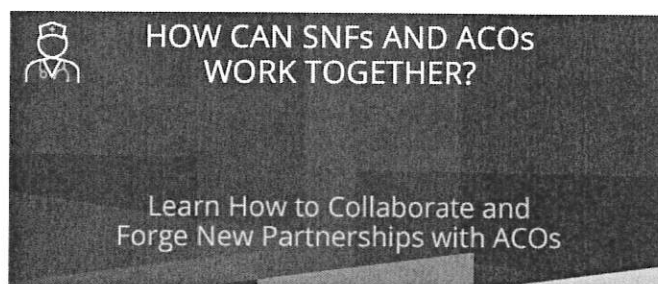


**SNF Therapy EHR Buyer's Guide**

FEATURED

“When people have the choice to not come to an institutional setting, they’re choosing to stay home, which has really driven up the need on the home health side, and we’ve certainly seen that in our business,” Munro told Skilled Nursing News. “What we’re hearing from potential [home health] partners who want to contract with us is that their current providers can’t meet the need, that there’s not enough staff hours available.”

Anne Tumlinson, the president and CEO of ATI Advisory, said that available data comes from early in the pandemic, but it shows that home health has increasingly taken the place of SNFs for post-acute care.

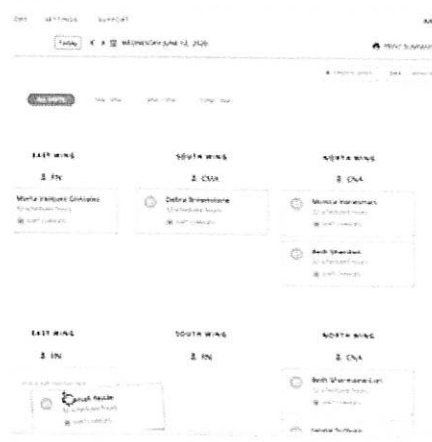


“There’s been this clinical stretching into home health that would not have occurred otherwise, because it wouldn’t have been forced,” Tumlinson told Skilled Nursing News.

In addition to patients choosing home health instead of a SNF when possible, there’s also generally fewer hospitalizations, which serves as a prime referral mechanism for facilities. That’s mainly because people are either

## How the Pandemic Sped Up ProMedica’s Skilled Nursing Portfolio Shake-Up — With More Growth Ahead

March 11, 2021



Learn More



forgoing medical care entirely, or they're receiving telehealth services from providers like Doctor on Demand or other virtual care providers. Even before the pandemic, studies have shown that certain types of telehealth reduce hospital admissions, and the emergency expansion of virtual-visit coverage during COVID provided wider proof of concept.

"As we increase medical services at home, and certainly we are doing that as a result of the pandemic, the end result is that people go to inpatient hospital settings a lot less frequently," Tumlinson said. "And the main pathway to skilled nursing facility care is through a hospital because that's just your distribution or your sort of your, your channel."

Munro at Infinity said the company is looking to branch into home-based therapy that patients would otherwise receive at an outpatient facility. Though she they expect the SNF business to eventually recover, the company wants to diversify and look at other lines of business.

"For people who don't have the skills need at home, how do we provide therapy to them in a house-call type situation, where they might be finished with their SNF stay or their rehab stay, and just need additional therapy, like outpatient therapy?" Munro said. "We have optimism for the future. But we also don't want to just be sitting here, not looking at what else we can do."



With the changes, the big question is whether the move to home health is here to stay. Bobby Guy, a health care transaction lawyer with Polsinelli, said he thinks the change is only temporary: Ultimately, the desire for community and the acuity level of care needed will drive occupancy back up across skilled nursing facilities.

“You will always have a place for high-acuity settings, because it’s too hard to replicate that in a different setting like home health,” Guy said. “We can replace some of the services that you get at independent living and assisted living with home-based care; it’s a lot harder to replace skilled nursing and memory care in a home-based setting.”

Real estate investment firms are currently waiting for skilled nursing facilities to catch their breath, and even as home health may keep growing, he doesn’t see that growth taking away from SNFs — but rather the two potentially partnering to deliver the best level of care needed to a patient.

Tumlinson sees the future a little differently, as lawmakers and President Biden have increasingly promoted policies that would create an infrastructure — and funding — to shift seniors out of institutional care and into their home communities through both Medicare and Medicaid. The types of services that may be covered more broadly are things that facilities do already, like meals, personal care, and other around-the-clock services.

But that shift can't and won't happen immediately.

"This will require a very significant federal investment that will take an act of Congress to happen, and then it will take all 50 states to decide what they're going to do," Tumlinson said. "You'll see some proposals for investing in better wages for the workforce and higher federal funding per state dollar for home- and community-based services in Medicaid."

Taken altogether — lower hospital admissions, more patients choosing home health when possible and a long-term turn away from institutional settings — COVID could very well leave less room for SNFs in the market, especially as federal COVID-19-related aid ends.

But some families will still need to place their loved ones in institutional settings, Tumlinson said.

"I don't care how great the home health agency is. You bring your mom home from the hospital, and you have to feed her and bathe her, and you have to get up in the middle of the night when she can't get up — all these things that facilities take care of, now it's on the family," Tumlinson said. "But they can't get into a SNF, because now there's fewer SNFs."

"Even when there's a zillion resources, sometimes an institutional setting is the most appropriate and the best for everybody

involved,” she continued. “That’s going to be the challenge over the next 10 years.”

Share



**Lisa Gillespie**

## You May Also Like

<b>Nursing Home Industry Targets RN Staffing, PPE Stockpiles in Reform Pitch — Ownership Untouched for Now</b>	<b>48 States Saw Nursing Home Occupancy of 80% or Worse as 2021 Dawned — With Census as Low as 56%</b>	<b>Nursing Home Industry Projects \$34B in Revenue Losses, 1,800 Closures or Mergers Due to COVID</b>	<b>PDPM Provides \$200/Day Medicare Boost to Nursing Homes During COVID: ‘It Arrived Just in Time’</b>
--	--	---	--

Maggie Flynn

Maggie Flynn

Alex Spanko


Alex Spanko

**Nearly a Year into PDPM, Therapy Rates Stable — But Some Operators Fail to Capture Payments**

Alex Spanko

**CMS Proposes 9% Cut to Medicare Therapy Rates, Threatening PT, OT, Speech Services in Nursing Homes**

Maggie Flynn



#### ABOUT

[About SNN](#)

[Contact](#)

[Company Index](#)

[Advertising](#)

#### LEGAL

[Terms of Service](#)

[Privacy Policy](#)

[Cookie Policy](#)

#### FOLLOW US



Skilled Nursing News is the leading source for news and information covering the skilled nursing industry. Skilled Nursing News is part of the [Aging Media Network](#).

© Skilled Nursing News 2021. All rights reserved.

## **CVSO Report to the Wood County Health and Human Services Committee**

**Meeting Date: March 25, 2021**

### **February Activity:**

Caseload activity for February 2021 - 13 new veterans served. During the month of February we completed/submitted 271 federal forms to include:

- 22 intent to file a claim (this marks the effective date while we assist the veteran in gathering all the required supporting documentation)
- 3 Appeals – Higher level review, Notice of Disagreement (appeal)
- 16 new claims for disability compensation
- 1 new claims for veterans pension
- 3 new claims for surviving spouse benefits (DIC or surviving spouse pension)
- 7 new applications for VA Healthcare
- 17 appointment of Claimants Representative (POA for American Legion, VFW, DAV etc.)
- 12 burial and marker applications

### **Activities:**

1. Completed as of March 17:
  - a. February 19 – CVSO Association of Wisconsin Executive Committee meeting (in person and virtual).
  - b. March 3 – North East CVSO Regional meeting (virtual).
  - c. March 10 – Green Bay Vet Center Advisory Board quarterly meeting. This is Wood County's servicing Vet Center (virtual)
  - d. March 16 - Federal VA Regional Office Milwaukee Directors conference call with VSO & CVSO Leadership.
2. Near Future:
  - a. March 22 – Budget workgroup meeting (virtual).
  - b. April 12 – Southern Wood County Homeless roundtable (virtual).
  - c. April 27 - Federal VA Regional Office Milwaukee Directors conference call with VSO & CVSO Leadership.

### **Office updates:**

1. Office and VA response to COVID-19 –
  - a. The Tomah VA Medical Center has begun COVID-19 Vaccination Clinics. Wisconsin Rapids CBOC is one of the sites and providing Friday and some Saturday/Sunday shot clinics. Veterans must be eligible and **enrolled in VA healthcare** to receive a vaccination. They have expanded to **all** veterans currently enrolled. Veterans can call to be put on a list for a scheduled shot clinic (800-872-8662 ext 66274). For more information visit [www.Tomah.VA.GOV](http://www.Tomah.VA.GOV)
  - b. Marshfield office is now open for our employee to work. It continues to be closed to the public. Once again a special thanks to our IT department for their support allowing Marshfield staff to work remotely.
  - c. Federal VA continues to lag behind on scheduling and completing compensation exams. Therefore new ratings decisions have slowed.
  - d. Starting March 22<sup>nd</sup> the Milwaukee VA Regional Office will again be open to the public for access to the contact team and Veteran Service Organizations Claims Office. However most VA employees will continue to work remotely.

2. Office continues to review and reach out to Blue Water Vietnam Navy and Marine personnel. Many veterans have responded and we have submitted claims for compensation. To date Wood County Veterans under this effort have received \$249,010 in retroactive payments and monthly increases totaling \$36,503 or additional \$438,036 per year.

Since last month's report: A Veteran was denied an increase. Based on our interpretation of the regulation and medical evidence we appealed the decision. Because the veteran was 90+ years old we asked the VA Board of Appeals to advance the appeal. In 21 days the Judge accepted our argument and the veterans rating was increased from 20 to 60%. He and his wife received \$9573.00 in retroactive payment and will have increased monthly compensation of \$953.

**Note** these are just ratings we initiated by reviewing our records on file and contacting the veteran. It does not include claims brought in to our office by the veteran or the normal benefit maintenance activity we do. To date the retroactive payments and the annual ongoing compensation for this initiative have exceed the annual budget for the department.

## Committee Report

County of Wood

Report of claims for: Edgewater Haven

For the period of: February 2021

For the range of vouchers: 12210099 - 12210182 12201383 - 12201387

Voucher	Vendor Name	Nature of Claim	Doc Date	Amount	Paid
12201383	NORTHWEST RESPIRATORY SERVICES	OXYGEN AND SUPPLIES	02/10/2021	(\$297.78)	P
12201384	NORTHWEST RESPIRATORY SERVICES	OXYGEN AND SUPPLIES	02/10/2021	\$139.00	P
12201385	NORTHWEST RESPIRATORY SERVICES	OXYGEN AND SUPPLIES	02/10/2021	\$391.00	P
12201386	TWEET GAROT MECHANICAL INC	ANNUAL BOILER CLEANING	02/10/2021	\$2,274.08	P
12201387	AEGIS THERAPIES INC	THERAPY FOR RESIDENTS	02/23/2021	(\$104.23)	P
12210099	ADVANCED DISPOSAL	WASTE DISPOSAL	02/10/2021	\$1,470.74	P
12210100	CLASEN DR RICHARD MD	MEDICAL DIRECTORS FEE	02/10/2021	\$1,000.00	P
12210101	DIRECT SUPPLY INC	UVC SAFE ZONE UVC	02/10/2021	\$20,339.98	P
12210102	DIRECT SUPPLY INC	300 s 2021 PROJECT SUPPLIES	02/10/2021	\$932.40	P
12210103	EARTHGRAINS COMPANY THE	RESIDENT BAKERY	02/10/2021	\$30.52	P
12210104	HEALTH DIRECT PHARMACY SERVICES INC	OTC DRUGS/MA	02/10/2021	\$8,436.42	P
12210105	MARSHFIELD CLINIC	LAB AND XRAY	02/10/2021	\$1,184.00	P
12210106	MEDLINE INDUSTRIES	NURSING SUPPLIES	02/10/2021	\$140.10	P
12210107	MEDLINE INDUSTRIES	NURSING SUPPLIES	02/10/2021	\$46.08	P
12210108	MEDLINE INDUSTRIES	NURSING SUPPLIES	02/10/2021	\$319.20	P
12210109	PIGGY WIGGLY SUPERMARKET	RESIDENT FOOD	02/10/2021	\$37.23	P
12210110	ASPIRUS RIVERVIEW HOSPITAL & CLINICS	LABS	02/10/2021	\$381.38	P
12210111	ROWE FLORAL INC	FUNERAL FLOWERS	02/10/2021	\$116.96	P
12210112	WHEELS OF INDEPENDENCE INC	RESIDENT TRANSFERS	02/10/2021	\$210.00	P
12210113	WI DEPT OF HEALTH & SOC SERV	MONTHLY BED ASSESSMENT	02/10/2021	\$13,430.00	P
12210114	ACCUSHIELD LLC	MONTHLY SERVICE FEE	02/10/2021	\$179.00	P
12210115		PAYMENT REFUND	02/10/2021	\$295.76	P
12210116	BRUDER'S SEWER AND DRAIN	300 S EAST MAIN LINE CLEAN OUT	02/10/2021	\$125.00	P
12210117	SPECTRUM- MILWAUKEE	MONTHLY CABLE FOR RESIDENTS	02/10/2021	\$1,240.01	P
12210118	DIRECT SUPPLY INC	2 HANDLE CUPS	02/10/2021	\$27.16	P
12210119	DIRECT SUPPLY INC	PROVALE CUPS FOR THERAPY	02/10/2021	\$89.98	P
12210120	EARTHGRAINS COMPANY THE	RESIDENT BAKERY	02/10/2021	\$50.20	P
12210121	HEALTHCARE SERVICES GROUP INC	CONTRACT HOUSEKEEPING/LAUNDRY	02/10/2021	\$20,665.17	P
12210122	MCKESSON MEDICAL	NURSING SUPPLIES	02/10/2021	\$1,228.09	P
12210123	MCKESSON MEDICAL	NURSING SUPPLIES	02/10/2021	\$112.38	P
12210124	REINHART FOOD SERVICE	RESIDENT FOOD AND SUPPLIES	02/10/2021	\$1,993.19	P
12210125	REINHART FOOD SERVICE	RESIDENT FOOD AND SUPPLIES	02/10/2021	\$1,151.57	P
12210126	REINHART FOOD SERVICE	RESIDENT FOOD AND SUPPLIES	02/10/2021	\$38.85	P
12210127	SERENITY AQUARIUM & AVIARY SERVICES	BIRD AVIARY MAINTENANCE	02/10/2021	\$99.00	P

## Committee Report - County of Wood

Edgewater Haven - February 2021

12201383 - 12201387 12210099 - 12210182

Voucher	Vendor Name	Nature of Claim	Doc Date	Amount	Paid
12210128	US FOODS	RESIDENT FOOD	02/10/2021	\$333.82	P
12210129	EARTHGRAINS COMPANY THE	RESIDENT BAKERY	02/10/2021	\$59.60	P
12210130	AEGIS THERAPIES INC	THERAPY FOR RESIDENTS	02/23/2021	\$30,957.16	P
12210131	AEGIS THERAPIES INC	THERAPY FOR RESIDENTS	02/23/2021	\$6.48	P
12210132	IGA	RESIDENT FOOD	02/23/2021	\$44.21	P
12210133	AMAZON CAPITAL SERVICES	MICROWAVE 500 S KITCHENETTE	02/23/2021	\$0.11	P
12210134	MULTI MEDIA CHANNELS	ADRC MINI BOOK	02/23/2021	\$775.00	P
12210135	DIRECT SUPPLY INC	RADIUS CURTAIN TRACK 300S 2021	02/23/2021	\$143.92	P
12210136	DIRECT SUPPLY INC	PRIVACY CURTAIN 300S 2021	02/23/2021	\$109.98	P
12210137	DIRECT SUPPLY INC	PRIVACY CURTAIN 300S 2021	02/23/2021	\$329.94	P
12210138	DIRECT SUPPLY INC	PROVAL CUPS (THERAPY)	02/23/2021	\$134.97	P
12210139	DIRECT SUPPLY INC	PROVALE CUPS (THERAPUTIC CUPS)	02/23/2021	\$269.94	P
12210140	EARTHGRAINS COMPANY THE	RESIDENT BAKERY	02/23/2021	\$50.20	P
12210141	EARTHGRAINS COMPANY THE	RESIDENT BAKERY	02/23/2021	\$50.20	P
12210142	EARTHGRAINS COMPANY THE	RESIDENT BAKERY	02/23/2021	\$50.20	P
12210143	MCKESSON MEDICAL	NURSING SUPPLIES	02/23/2021	\$806.79	P
12210144	MEDLINE INDUSTRIES	NURSING SUPPLIES	02/23/2021	\$764.65	P
12210145	MEDLINE INDUSTRIES	NURSING SUPPLIES	02/23/2021	\$70.05	P
12210146	MEDLINE INDUSTRIES	NURSING SUPPLIES	02/23/2021	\$1,877.78	P
12210147	REINHART FOOD SERVICE	RESIDENT FOOD AND SUPPLIES	02/23/2021	\$1,376.10	P
12210148	REINHART FOOD SERVICE	RESIDENT FOOD AND SUPPLIES	02/23/2021	(\$7.83)	P
12210149	RON'S REFRIGERATION & AC INC	REFRIGERATOR COOLER 4 SHELVES	02/23/2021	\$4,860.00	P
12210150	REINHART FOOD SERVICE	RESIDENT FOOD AND SUPPLIES	02/23/2021	\$1,681.35	P
12210151	STAFFENCY LLC	CONTRACT STAFF 1/31-2/6/21	02/23/2021	\$1,837.50	P
12210152	STAPLES ADVANTAGE	OFFICE SUPPLIES	02/23/2021	\$382.60	P
12210153	US FOODS	RESIDENT FOOD	02/23/2021	\$81.81	P
12210154	US FOODS	RESIDENT FOOD	02/23/2021	\$290.05	P
12210155	US FOODS	RESIDENT FOOD	02/23/2021	\$35.11	P
12210156	ORTHOPAEDIC CENTERS OF WISCONSIN	IMAGING	02/24/2021	\$25.08	P
12210157	STAFFENCY LLC	CONTRACT STAFF 2/7-2/13/21	02/24/2021	\$1,950.00	P
12210158	US BANK	DEPT EXPENSE	02/24/2021	\$1,912.75	P
12210159	ACCURATE MEDICAL ELECTRONICS	CHECK AND CALIBRATE EQUIPMENT	03/02/2021	\$351.00	P
12210160	ALLIANT ENERGY/ WP&L	ELECTRIC BILL	03/02/2021	\$6,274.18	P
12210161	AMAZON CAPITAL SERVICES	AVERY ULTRA TABS	03/02/2021	\$10.46	P
12210162	DIRECT SUPPLY INC	PULL STATION FOR BATHROOM 300S	03/02/2021	\$207.96	P
12210163	BRUDER'S SEWER AND DRAIN	300S MAIN SEWER HYDRO BLAST	03/03/2021	\$425.00	P
12210164	DIRECT SUPPLY INC	KN95 MASKS	03/03/2021	\$740.00	P
12210165	EARTHGRAINS COMPANY THE	RESIDENT BAKERY	03/03/2021	\$60.00	P
12210166	EARTHGRAINS COMPANY THE	RESIDENT BAKERY	03/03/2021	\$59.60	P
12210167	EARTHGRAINS COMPANY THE	RESIDENT BAKERY	03/03/2021	\$50.20	P
12210168	EDWARD DON & CO	LIDS, NAPKINS, STRYOAM CONTAIN	03/03/2021	\$514.28	P
12210169	GRAINGER (Edgewater)	HOOK AND DUSTER AIR SPRAY CANS	03/03/2021	\$48.96	P
12210170	JOERNS HEALTHCARE	ASSIST BAR LATCHES AND BUSHING	03/03/2021	\$288.01	P
12210171	MCKESSON MEDICAL	NURSING SUPPLIES	03/03/2021	\$349.27	P



## Committee Report - County of Wood

Edgewater Haven - February 2021

12201383 - 12201387 12210099 - 12210182

Voucher	Vendor Name	Nature of Claim	Doc Date	Amount	Paid
12210172	MEDLINE INDUSTRIES	NURSING SUPPLIES	03/03/2021	\$2,612.33	P
12210173	PORT EDWARDS SCHOOL DISTRICT	YEAR BOOK ADVERTISEMENT	03/03/2021	\$20.00	P
12210174	REINHART FOOD SERVICE	RESIDENT FOOD AND SUPPLIES	03/03/2021	\$1,874.96	P
12210175	REINHART FOOD SERVICE	RESIDENT FOOD AND SUPPLIES	03/03/2021	\$1,819.00	P
12210176	REINHART FOOD SERVICE	RESIDENT FOOD AND SUPPLIES	03/03/2021	\$2,081.74	P
12210177	SHERWIN-WILLIAMS CO THE	PAINTING SUPPLIES	03/03/2021	\$1,017.39	P
12210178	HEALTHCARE WASTE MANAGEMENT INC	MEDICAL WASTE, BATTERIES, BULB	03/03/2021	\$329.77	P
12210179	US FOODS	RESIDENT FOOD	03/03/2021	\$389.75	P
12210180	WE ENERGIES	GAS BILL	03/03/2021	\$6,165.96	P
12210181	WISCONSIN MECHANICAL SOLUTIONS INC	BACKFLOW PREVENTER TEST	03/03/2021	\$305.00	P
12210182	WISCONSIN MECHANICAL SOLUTIONS INC	3" BACKFLOW VALVE REUILD 400	03/03/2021	\$1,346.00	P
<b>Grand Total:</b>				<b>\$156,372.78</b>	

Signatures

Committee Chair:

Committee Member:

Committee Member:

Committee Member:

Committee Member:

Committee Member:

Committee Member:

Committee Member:

Committee Member:

**Committee Report**

County of Wood

Report of claims for: HEALTH (15)

For the period of: MARCH 2021

For the range of vouchers: 15210044 - 15210075

Voucher	Vendor Name	Nature of Claim	Doc Date	Amount	Paid
15210044	MCKESSON MEDICAL	COVID Supplies	02/15/2021	\$1,968.94	P
15210045	MCKESSON MEDICAL	COVID Supplies	02/15/2021	\$69.96	P
15210046	NEUMARK DESIGN & PRINT INC	Printing	02/18/2021	\$223.50	P
15210047	QUALITY ENERGY EXPERTS LLC	Lead Abatement Expenses	02/19/2021	\$9,653.94	P
15210048	QUALITY ENERGY EXPERTS LLC	Lead Abatement Expenses	02/22/2021	\$15,228.00	P
15210049	SENTRY DENTAL PRODUCTS	Clinic Supplies	02/11/2021	\$631.60	P
15210050	FANDRE ERIN	Hygienist/COVID	02/20/2021	\$1,132.52	P
15210051	AMAZON CAPITAL SERVICES	Office/COVID Supplies	02/16/2021	\$164.73	P
15210052	AMAZON CAPITAL SERVICES	Office Supplies	02/16/2021	\$97.17	P
15210053	AMAZON CAPITAL SERVICES	COVID Supplies	02/18/2021	\$75.72	P
15210054	AMAZON CAPITAL SERVICES	COVID Supplies	02/18/2021	\$299.94	P
15210055	AMAZON CAPITAL SERVICES	Clinic Supplies	02/20/2021	\$10.96	P
15210056	AMAZON CAPITAL SERVICES	COVID Supplies	02/25/2021	\$33.98	P
15210057	IVISIONMOBILE	Texting Service	03/01/2021	\$139.40	P
15210058	OFFICE DEPOT	Clinic Supplies	02/18/2021	\$18.10	P
15210059	LANGUAGE LINE SERVICES	Interpreters	02/28/2021	\$334.96	P
15210060	MARSHFIELD LABORATORIES	COVID Expense	02/28/2021	\$198.00	P
15210061	QUALITY ENERGY EXPERTS LLC	Lead Abatement Expense	02/19/2021	\$5,217.98	P
15210062	ALFT KATHLEEN	Meeting Expense Reimbursement	03/08/2021	\$200.00	P
15210063	FANDRE ERIN	Hygienist/COVID	03/06/2021	\$1,668.99	P
15210064	BOUND TREE MEDICAL	Clinic Supplies/WFC	03/01/2021	\$104.98	P
15210065	SCHEIN HENRY	Clinic Supplies	03/02/2021	\$350.78	P
15210066	AMAZON CAPITAL SERVICES	Office Supplies	03/11/2021	\$84.53	
15210067	AMAZON CAPITAL SERVICES	COVID Supplies	03/13/2021	\$199.95	
15210068	AMAZON CAPITAL SERVICES	Office Supplies	03/13/2021	\$24.99	
15210069	BOUND TREE MEDICAL	COVID Supplies	03/05/2021	\$558.60	
15210070	BOUND TREE MEDICAL	COVID Supplies	03/09/2021	\$47.99	
15210071	BOUND TREE MEDICAL	COVID Supplies	03/10/2021	\$254.95	
15210072	MARSHFIELD POLICE DEPT	COVID Expense	03/10/2021	\$555.52	
15210073	NORTHSTAR ENVIRONMENTAL TESTING LLC	Lead Abatement Expense	03/09/2021	\$300.00	
15210074	NORTHSTAR ENVIRONMENTAL TESTING LLC	Lead Abatement Expense	03/12/2021	\$800.00	
15210075	US BANK	ALL PROG P-Card	03/17/2021	\$1,250.11	

**Grand Total:****\$41,900.79**

Signatures

---

Donna Rozar, Chair

---

Adam Fischer, Vice-Chair

---

Lee Thao

---

John Hokamp

---

Laura Valenstein

---

Tom Buttke

---

Jessica Vicente

---

Heather Wellach, RN

---

Kristen Iniguez, DO

EH     Environmental Health  
EP     Emergency Preparedness

PH     Public Health  
WIC    Women, Infant, Children

## Committee Report

County of Wood

Report of claims for: HUMAN SERVICES

For the period of: MARCH 2021

For the range of vouchers: 40206277 - 40206282 40210779 - 40211313

Voucher	Vendor Name	Nature of Claim	Doc Date	Amount	Paid
40206277	CW SOLUTIONS LLC	FAMILY PRESERVATION	12/31/2020	\$3,036.00	P
40206278	CW SOLUTIONS LLC	FAMILY PRESERVATION	12/31/2020	\$4,197.50	P
40206279	CW SOLUTIONS LLC	FAMILY PRESERVATION	12/31/2020	\$3,231.50	P
40206280	NELSON MICHAEL JAN	FAMILY PRESERVATION	12/31/2020	\$1,200.00	P
40206281	OPPORTUNITY DEVELOPMENT CENTER	VOCATIONAL SERVICES	12/31/2020	\$22,096.40	P
40206282	INTERLOCKING AUTISM THERAPY LLC	BIRTH TO THREE SOC EMO GRANT	12/31/2020	\$275.00	P
40210779	OHP Care Provider	Out of Home Placement	02/15/2021	\$28.90	P
40210780	OHP Care Provider	Out of Home Placement	02/15/2021	\$182.45	P
40210781	OHP Care Provider	Out of Home Placement	02/15/2021	\$350.45	P
40210782	OHP Care Provider	Out of Home Placement	02/15/2021	\$12.39	P
40210783	OHP Care Provider	Out of Home Placement	02/15/2021	\$182.45	P
40210784	OHP Care Provider	Out of Home Placement	02/15/2021	\$350.45	P
40210785	ADVOCATE PSYCHOTHERAPY SERVICES LLC	CCS CONTRACTED SERVICES	01/31/2021	\$128.56	P
40210786	AMAZON CAPITAL SERVICES	CLTS WAIVER PROGRAM	01/31/2021	\$16.79	P
40210787	AT&T MOBILITY	TSSF CONSUMER UTILITY	01/31/2021	\$459.98	P
40210788	BERG JENNIFER & ANDREW	RESPIRE FOSTER CARE	01/31/2021	\$69.00	P
40210789	BROTOLOC HEALTH CARE SYSTEMS I	RESIDENTIAL SERVICES	01/31/2021	\$14,281.25	P
40210790	CHILDREN'S HOSPITAL OF WI COMMUNITY SERV	CCS CONTRACTED SERVICES	01/31/2021	\$680.24	P
40210791	CORDANT HEALTH SOLUTIONS	CONTRACTED YOUTH UA SERVICES	01/31/2021	\$233.20	P
40210792	DRAKE HOUSE OF MARSHFIELD	RESIDENTIAL SERVICES	01/31/2021	\$4,118.10	P
40210793	FOUNDATIONS HEALTH AND WHOLENESS INC	PLAN PLACE SUPERVISION	01/31/2021	\$2,471.01	P
40210794	FOUNDATIONS HEALTH AND WHOLENESS INC	PLAN LPLACE SUPERVISION	01/31/2021	\$2,471.01	P
40210795	GAGAS ERVIN	FSET APPROVED HOUSING ASSIST	01/31/2021	\$750.00	P
40210796	HEGE JEWEL R	RESPIRE FOSTER CARE	01/31/2021	\$90.00	P
40210797	HILLTOP AFFILIATES INC	RESIDENTIAL SERVICES	01/31/2021	\$4,106.04	P
40210798	INNOVATIVE WISCONSIN LLC	VOCATIONAL SERVICES	01/31/2021	\$4,236.40	P
40210799	LIFE ON THE ROAD LLC	FSET APPROVED DRIVER TEST	01/31/2021	\$243.00	P
40210800	LUTHERAN SOCIAL SERVICES	CCS CONTRACTED SERVICES	01/31/2021	\$797.09	P
40210801	MEISTER TARA	RESPIRE FOSTER CARE	01/31/2021	\$69.00	P
40210802	MENTORING ACTIVITY THERAPY SERVICES LLC	CCS CONTRACTED SERVICES	01/31/2021	\$8,547.00	P
40210803	MUSIC THERAPY SERVICES OF CENTRAL WI	BIRTH 2 THREE SOCIAL EMO GRANT	01/31/2021	\$375.00	P
40210804	OFFICE ALLY INC	CLEARING HOUSE OUTPATIENT BILL	01/31/2021	\$245.00	P
40210805	OPTIONS COUNSELING SERVICES LLC	AODA SERVICES	01/31/2021	\$4,185.00	P
40210806	OPTIONS COUNSELING SERVICES LLC	AODA SERVICES	01/31/2021	\$4,805.00	P

## Committee Report - County of Wood

HUMAN SERVICES - MARCH 2021

40210779 - 40211313 40206277 - 40206282

Voucher	Vendor Name	Nature of Claim	Doc Date	Amount	Paid
40210807	OPTIONS COUNSELING SERVICES LLC	AODA SERVICES	01/31/2021	\$775.00	P
40210808	THERAPY WITHOUT WALLS	CCS CONTRACTED SERVICES	01/31/2021	\$18,628.34	P
40210809	TREMPEALEAU CO HEALTH CARE	RESIDENTIAL/IMD SERVICES	01/31/2021	\$10,559.21	P
40210810	WE ENERGIES	TSSF CONSUMER UTILITY	01/31/2021	\$215.00	P
40210811		STATE PASS THRU FUNDS	01/31/2021	\$135.00	P
40210812	PILLAR & VINE INC	PLAN PLACE SUPERVISION	01/31/2021	\$1,984.00	P
40210813	PILLAR & VINE INC	PLAN PLACE SUPERVISION	01/31/2021	\$1,984.00	P
40210814	PILLAR & VINE INC	PLACE PLACE SUPERVISION	01/31/2021	\$1,984.00	P
40210815	COMMUNITY CARE RESOURCES	PLAN PLACE SUPERVISION	01/31/2021	\$2,503.56	P
40210816	WOODLAND ENHANCED HEALTH SERVICES COMMISSION	LONG TERM CARE / NH SERVICES	01/31/2021	\$775.00	P
40210817	AMAZON CAPITAL SERVICES	CLTS WAIVER PROGRAM	02/18/2021	\$74.99	P
40210818	AMAZON CAPITAL SERVICES	CCS PROGRAM SUPPLIES	02/18/2021	\$57.98	P
40210819	AMAZON CAPITAL SERVICES	BIRTH 2 THREE SOCIAL EMO GRANT	02/18/2021	\$215.88	P
40210820	ATITHI LLC	FSET APPROVED HOUSING ASSIST	02/18/2021	\$250.00	P
40210821	KWIK TRIP INC	FSET APPROVED GAS CARDS	02/18/2021	\$36,000.00	P
40210822	MENOMINEE DEPT OF TRANSIT SERVICES	FSET APPROVED BUS PASS	02/18/2021	\$25.00	P
40210823	NICOLET AREA TECHNICAL COLLEGE	FSET APPROVED EDUCATION SUPPLY	02/18/2021	\$779.25	P
40210824	NORTHCENTRAL TECHNICAL COLLEGE	FSET APPROVED EDUCATION EXP	02/18/2021	\$89.00	P
40210825	R & R TRANSMISSION SPECIALISTS	FSET APPROVED AUTO REPAIR	02/18/2021	\$924.29	P
40210826	R & R TRANSMISSION SPECIALISTS	FSET APPROVED AUTO REPAIR	02/18/2021	\$1,019.84	P
40210827	SCHIERL TIRE & SERVICE CENTER	FSET APPROVED AUTO REPAIR	02/18/2021	\$1,037.68	P
40210828	SPLENDOR HOMES LLC	IL APPROVED HOUSING ASSIST	02/18/2021	\$825.51	P
40210829	STAPLES ADVANTAGE	OFFICE SUPPLIES	02/18/2021	\$26.22	P
40210830	STAPLES ADVANTAGE	OFFICE SUPPLIES	02/18/2021	\$4.06	P
40210831	STAPLES ADVANTAGE	OFFICE SUPPLIES	02/18/2021	\$27.32	P
40210832	STAPLES ADVANTAGE	OFFICE SUPPLIES	02/18/2021	\$106.68	P
40210833	TIRE TOWN AUTO	FSET APPROVED AUTO REPAIR	02/18/2021	\$572.00	P
40210834	WISCONSIN MEDIA	TPR PUBLICATION	02/18/2021	\$41.88	P
40210835	SURVEY MONKEY INC	ANNUAL SUBSCRIPTION DUES	02/18/2021	\$384.00	P
40210836	PREMIER PRINTING	AODA PREVENTION	02/18/2021	\$1,316.50	P
40210837	TEAM MATTHEWS	TSSF CONSUMER AUTO REPAIR	02/18/2021	\$605.76	P
40210838	DAVIS JACORY	IL APPROVED HOUSING ASSIST	03/01/2021	\$200.00	P
40210839	FINK DANNY R	APR RENT ASSISTANCE	03/01/2021	\$125.00	P
40210840	JOHNSON DANIEL	IL APPROVED HOUSING ASSIST	03/01/2021	\$400.00	P
40210841	WOODSEDGE APARTMENTS	IL APPROVED HOUSING ASSIST	03/01/2021	\$352.00	P
40210842	FOREST COUNTY POTAWATOMI	FSET APPROVED GAS CARDS	02/18/2021	\$4,000.00	P
40210843	MARSHFIELD PUBLIC TRANSIT	TSSF CONSUMER TRANSPORTATION	02/18/2021	\$50.00	P
40210844	MARATHON GAS - GAS DEPOT	FSET APPROVED GAS CARDS	02/18/2021	\$4,000.00	P
40210845	NORWOOD HEALTH CENTER	NORWOOD INSURANCE PAYMENT	02/18/2021	\$16.72	P
40210846	REGISTRATION FEE TRUST	FSET APPROVED DL FEE	02/18/2021	\$35.00	P
40210847	REGISTRATION FEE TRUST	FSET APPROVED DL FEE	02/18/2021	\$35.00	P
40210848	REGISTRATION FEE TRUST	FSET APPROVED DL FEE	02/18/2021	\$34.00	P
40210849	REGISTRATION FEE TRUST	FSET APPROVED DL FEE	02/18/2021	\$43.00	P

## Committee Report - County of Wood

HUMAN SERVICES - MARCH 2021

40210779 - 40211313 40206277 - 40206282

Voucher	Vendor Name	Nature of Claim	Doc Date	Amount	Paid
40210850	REGISTRATION FEE TRUST	FSET APPROVED DL FEE	02/18/2021	\$35.00	P
40210851	CENTRAL WI COUNSELING ASSOC LLC	CCS CONTRACTED SERVICES	02/25/2021	\$7,641.45	P
40210852	CESA 10	BIRTH TO THREE SERVICES	02/25/2021	\$217.25	P
40210853	COMPASS COUNSELING WAUSAU LLC	YA ASSESSMENTS	02/25/2021	\$850.00	P
40210854	MIDSTATE INDEPENDENT LIVING CHOICES	PEER SPECIALISTS AT CLUBHOUSE	02/25/2021	\$3,558.50	P
40210855	PORTAGE COUNTY TREASURER	YOUTH SECURE DETENTION	02/25/2021	\$700.00	P
40210856	V & H AUTOMOTIVE	BUS 242 REPAIR	02/25/2021	\$935.37	P
40210857	AMAZON CAPITAL SERVICES	CLTS WAIVER PROGRAM	02/25/2021	\$44.97	P
40210858	AMAZON CAPITAL SERVICES	TSSF CONSUMER EXPENSE	02/25/2021	\$189.99	P
40210859	AMAZON CAPITAL SERVICES	CLTS WAIVER PROGRAM	02/25/2021	\$125.71	P
40210860	DRAXLER'S SERVICE CENTER	BUS 242 TOWING	02/25/2021	\$125.00	P
40210861	FRONTIER COMMUNICATIONS	TELEPHONE EXPENSE CORNERSTONE	02/25/2021	\$147.35	P
40210862	MENOMINEE DEPT OF TRANSIT SERVICES	FSET APPROVED BUS PASS	02/25/2021	\$25.00	P
40210863	NICOLET STAFFING	TEMP SERVICES	02/25/2021	\$657.00	P
40210864	RUNNING INC	FSET APPROVED TAXI VOUCHERS	02/25/2021	\$1,600.00	P
40210865	RYO'S DRIVING SCHOOL LLC	FSET APPROVED DRIVERS ED	02/25/2021	\$189.00	P
40210866	RYO'S DRIVING SCHOOL LLC	FSET APPROVED DRIVERS ED	02/25/2021	\$240.00	P
40210867	RYO'S DRIVING SCHOOL LLC	FSET APPROVED DRIVERS ED	02/25/2021	\$130.00	P
40210868	SECOND TIME AROUND REALTY INC	TSSF CONSUMER HOUSING ASSIST	02/25/2021	\$775.51	P
40210869	STAPLES ADVANTAGE	OFFICE SUPPLIES	02/25/2021	\$24.37	P
40210870	STREAMLINE HEALTHCARE SOLUTIONS LLC	STREAMLINE ANNUAL SPPT & HOST	02/25/2021	\$83,210.00	P
40210871	TEAM MATTHEWS	FSET APPROVED AUTO REPAIR	02/25/2021	\$1,017.27	P
40210872	INTERLOCKING AUTISM THERAPY LLC	BIRTH TO THREE SOC EMO GRANT	02/25/2021	\$275.00	P
40210873	AUTO JOCKEYS LLC	FSET APPROVED AUTO REPAIR	02/25/2021	\$1,142.87	P
40210874		RESTITUTION	02/25/2021	\$166.50	P
40210875		RESITUTION	02/25/2021	\$166.50	P
40210876	INN OF THE PINES	FSET APPROVED HOUSING ASSIST	02/25/2021	\$999.90	P
40210877	KOZICKI PATRICIA	FSET APPROVED HOUSING ASSIST	02/25/2021	\$400.00	P
40210878		STATE PASS THRU FUNDS	02/25/2021	\$50.00	P
40210879	STEPAN AUTO & TRUCK REPAIR INC	FSET APPROVED AUTO REPAIR	02/25/2021	\$1,100.00	P
40210880	SAUDER JOHN	FOSTER HOME	02/25/2021	\$13.55	P
40210881		KINSHIP	02/25/2021	\$812.80	P
40210882	MARSHFIELD PUBLIC TRANSIT	TSSF CONSUMER TRANSPORTATION	02/25/2021	\$50.00	P
40210883	REGISTRATION FEE TRUST	FSET APPROVED DL FEE	02/25/2021	\$35.00	P
40210884	REGISTRATION FEE TRUST	FSET APPROVED DRIVERS ED	02/25/2021	\$28.00	P
40210885	YOUNG RONALD A	REIMBURSEMENT	02/25/2021	\$16.84	P
40210886	US BANK	PCARD CHARGES	02/25/2021	\$9,942.54	P
40210887	AMAZON CAPITAL SERVICES	CLTS WAIVER PROGRAM	02/28/2021	\$165.96	P
40210888	AMAZON CAPITAL SERVICES	CLTS WAIVER PROGRAM	02/28/2021	\$70.47	P
40210889	AMAZON CAPITAL SERVICES	CLTS WAIVER PROGRAM	02/28/2021	\$184.99	P
40210890	AMAZON CAPITAL SERVICES	CLTS WAIVER PROGRAM	02/28/2021	\$124.98	P
40210891	AMAZON CAPITAL SERVICES	ESS OFFICE SUPPLIES	02/28/2021	\$11.99	P
40210892	AMAZON CAPITAL SERVICES	CLTS WAIVER PROGRAM	02/28/2021	\$125.37	P
40210893	AMAZON CAPITAL SERVICES	TSSF CONSUMER SUPPLIES	02/28/2021	\$682.45	P

## Committee Report - County of Wood

HUMAN SERVICES - MARCH 2021

40210779 - 40211313 40206277 - 40206282

Voucher	Vendor Name	Nature of Claim	Doc Date	Amount	Paid
40210894	CORDANT HEALTH SOLUTIONS	CONTRACTED YOUTH UA SERVICES	02/28/2021	\$284.10	P
40210895	AMAZON CAPITAL SERVICES	BIRTH TO THREE GRANT	02/28/2021	\$45.95	P
40210896	GREENFIELD REHABILITATION AGENCY INC	PT OP SLP BIRTH TO THREE SVCS	02/28/2021	\$17,240.61	P
40210897	KWIK TRIP INC	CW GAS CARDS	02/28/2021	\$594.00	P
40210898		ECONOMIC IMPACT PAYMENT	02/28/2021	\$600.00	P
40210899	MENJIVAR FRANCISCA	BIRTH TO THREE INTERPRETER SVC	02/28/2021	\$372.50	P
40210900	NICOLET STAFFING	TEMP SERVICES	02/28/2021	\$525.60	P
40210901	NORTHERN MANAGEMENT LLC	FSET APPROVED HOUSING ASSIST	02/28/2021	\$1,563.11	P
40210902	EXPERIAN HEALTH INC	VERIFICATION OF CLIENT CHARGES	02/28/2021	\$146.91	P
40210903	PROJECT LIFESAVER INC	PROJECT LIFESAVER	02/28/2021	\$1,326.70	P
40210904	AKEY ROBERT	FOSTER PARENT TRAINING	02/28/2021	\$15.00	P
40210905		STATE PASS THRU FUNDS	02/28/2021	\$99.00	P
40210906	SOUTH WOOD COUNTY YMCA	STATE PASS THRU FUNDS	02/28/2021	\$775.20	P
40210907	STAPLES ADVANTAGE	OFFICE SUPPLIES	02/28/2021	\$33.66	P
40210908	STAPLES ADVANTAGE	OFFICE SUPPLIES	02/28/2021	\$67.01	P
40210909		STATE PASS THRU FUNDS	02/28/2021	\$65.00	P
40210910	VOIANCE LANGUAGE SERVICES LLC	TRANSLATION SERVICES	02/28/2021	\$349.23	P
40210911	WI DEPT OF JUSTICE	BACKGROUND CHECKS	02/28/2021	\$170.00	P
40210912	WOLF JAN	CAR RENTAL AND GAS	02/28/2021	\$59.16	P
40210913		FSET APPROVED REIMBURSEMENT	02/28/2021	\$40.00	P
40210914	HOTH BRIAN	FSET APPROVED HOUSING ASSIST	02/28/2021	\$350.00	P
40210915	NICOLET STAFFING	TEMP SERVICES	02/28/2021	\$657.00	P
40210916	OPPORTUNITY DEVELOPMENT CENTER	VOCATIONAL SERVICES	02/28/2021	\$1,156.72	P
40210917	OPPORTUNITY DEVELOPMENT CENTER	VOCATIONAL SERVICES	02/28/2021	\$16,479.59	P
40210918	SHRED SAFE LLC	CONFIDENTIAL SHREDDING	02/28/2021	\$225.00	P
40210919	SOLARUS	TSSF CONSUMER UTILITY	02/28/2021	\$98.04	P
40210920	SOLARUS	TELEPHONE - BRIDGEWAY	03/04/2021	\$89.42	P
40210921	AMAZON CAPITAL SERVICES	CLTS WAIVER PROGRAM	03/04/2021	\$33.99	P
40210922	AMAZON CAPITAL SERVICES	CLTS WAIVER PROGRAM	03/04/2021	\$15.98	P
40210923	INN OF THE PINES	FSET APPROVED HOUSING ASSIST	03/04/2021	\$1,000.00	P
40210924	WI CO HUMAN SERVICES ASSOCIATION	WCHSA	03/04/2021	\$3,000.00	P
40210925	ZURFLUH PROPERTY MANAGEMENT INC	FSET APPROVED HOUSING ASSIST	03/04/2021	\$600.00	P
40210926	CW SOLUTIONS LLC	FSET SUPPORT SERVICES	02/28/2021	\$4,141.03	P
40210927	CW SOLUTIONS LLC	FSET SERVICES	02/28/2021	\$103,298.35	P
40210928	CW SOLUTIONS LLC	INDEPENDENT LIVING SERVICES	02/28/2021	\$5,545.41	P
40210929	CW SOLUTIONS LLC	IL SUPPORT SERVICES	02/28/2021	\$2,053.29	P
40210930	CW SOLUTIONS LLC	YOUTH JUSTICE SERVICES	02/28/2021	\$7,290.36	P
40210931	CW SOLUTIONS LLC	YJ PARTICIPANT EXPENSES	02/28/2021	\$12.63	P
40210932	CW SOLUTIONS LLC	ADP SERVICES	02/28/2021	\$11,870.27	P
40210933	CW SOLUTIONS LLC	BFI SERVICES	02/28/2021	\$16,560.18	P
40210934	CW SOLUTIONS LLC	CHILDREN FIRST SERVICES	02/28/2021	\$1,532.34	P
40210935	CW SOLUTIONS LLC	WHEAP SERVICES	02/28/2021	\$4,335.69	P
40210936	REGISTRATION FEE TRUST	FSET APPROVED DL FEE	02/28/2021	\$43.00	P
40210937	REGISTRATION FEE TRUST	FSET APPROVED DL FEE	02/28/2021	\$35.00	P

## Committee Report - County of Wood

HUMAN SERVICES - MARCH 2021

40210779 - 40211313 40206277 - 40206282

Voucher	Vendor Name	Nature of Claim	Doc Date	Amount	Paid
40210938	WOOD COUNTY REGISTER OF DEEDS	BIRTH CERTIFICATE REQUEST	02/28/2021	\$23.00	P
40210939	OHP Care Provider	Out of Home Placement	03/03/2021	\$300.00	P
40210940	OHP Care Provider	Out of Home Placement	03/03/2021	\$190.12	P
40210941	OHP Care Provider	Out of Home Placement	03/03/2021	\$130.80	P
40210942	OHP Care Provider	Out of Home Placement	03/03/2021	\$128.69	P
40210943	OHP Care Provider	Out of Home Placement	03/03/2021	\$128.69	P
40210944	OHP Care Provider	Out of Home Placement	03/03/2021	\$165.00	P
40210945	OHP Care Provider	Out of Home Placement	03/03/2021	\$164.29	P
40210946	OHP Care Provider	Out of Home Placement	03/03/2021	\$164.29	P
40210947	OHP Care Provider	Out of Home Placement	03/03/2021	\$253.04	P
40210948	OHP Care Provider	Out of Home Placement	03/03/2021	\$137.43	P
40210949	OHP Care Provider	Out of Home Placement	03/03/2021	\$328.57	P
40210950	OHP Care Provider	Out of Home Placement	03/03/2021	\$32.86	P
40210951	OHP Care Provider	Out of Home Placement	03/03/2021	\$60.71	P
40210952	OHP Care Provider	Out of Home Placement	03/03/2021	\$19.43	P
40210953	OHP Care Provider	Out of Home Placement	03/03/2021	\$100.79	P
40210954	OHP Care Provider	Out of Home Placement	03/03/2021	\$60.71	P
40210955	OHP Care Provider	Out of Home Placement	03/03/2021	\$162.72	P
40210956	OHP Care Provider	Out of Home Placement	03/03/2021	\$100.79	P
40210957	OHP Care Provider	Out of Home Placement	03/03/2021	\$60.71	P
40210958	OHP Care Provider	Out of Home Placement	03/03/2021	\$60.71	P
40210959	OHP Care Provider	Out of Home Placement	03/03/2021	\$125.08	P
40210960	OHP Care Provider	Out of Home Placement	03/03/2021	\$246.43	P
40210961	OHP Care Provider	Out of Home Placement	03/03/2021	\$68.57	P
40210962	OHP Care Provider	Out of Home Placement	03/03/2021	\$254.00	P
40210963	OHP Care Provider	Out of Home Placement	03/03/2021	\$901.71	P
40210964	OHP Care Provider	Out of Home Placement	03/03/2021	\$418.29	P
40210965	OHP Care Provider	Out of Home Placement	03/03/2021	\$394.29	P
40210966	OHP Care Provider	Out of Home Placement	03/03/2021	\$74.29	P
40210967	OHP Care Provider	Out of Home Placement	03/03/2021	\$154.14	P
40210968	OHP Care Provider	Out of Home Placement	03/03/2021	\$0.52	P
40210969	OHP Care Provider	Out of Home Placement	03/03/2021	\$420.00	P
40210970	OHP Care Provider	Out of Home Placement	03/03/2021	\$16.00	P
40210971	OHP Care Provider	Out of Home Placement	03/03/2021	\$3.10	P
40210972	OHP Care Provider	Out of Home Placement	03/03/2021	\$85.25	P
40210973	OHP Care Provider	Out of Home Placement	03/03/2021	\$16.00	P
40210974	OHP Care Provider	Out of Home Placement	03/03/2021	\$440.48	P
40210975	OHP Care Provider	Out of Home Placement	03/03/2021	\$420.00	P
40210976	OHP Care Provider	Out of Home Placement	03/03/2021	\$85.25	P
40210977	OHP Care Provider	Out of Home Placement	03/03/2021	\$3.10	P
40210978	OHP Care Provider	Out of Home Placement	03/03/2021	\$440.48	P
40210979	OHP Care Provider	Out of Home Placement	03/03/2021	\$420.00	P
40210980	OHP Care Provider	Out of Home Placement	03/03/2021	\$16.00	P
40210981	OHP Care Provider	Out of Home Placement	03/03/2021	\$128.00	P



## Committee Report - County of Wood

HUMAN SERVICES - MARCH 2021

40210779 - 40211313 40206277 - 40206282

Voucher	Vendor Name	Nature of Claim	Doc Date	Amount	Paid
40210982	OHP Care Provider	Out of Home Placement	03/03/2021	\$420.00	P
40210983	OHP Care Provider	Out of Home Placement	03/03/2021	\$254.00	P
40210984	OHP Care Provider	Out of Home Placement	03/03/2021	\$96.00	P
40210985	OHP Care Provider	Out of Home Placement	03/03/2021	\$522.00	P
40210986	OHP Care Provider	Out of Home Placement	03/03/2021	\$254.00	P
40210987	OHP Care Provider	Out of Home Placement	03/03/2021	\$254.00	P
40210988	OHP Care Provider	Out of Home Placement	03/03/2021	\$460.00	P
40210989	OHP Care Provider	Out of Home Placement	03/03/2021	\$100.00	P
40210990	OHP Care Provider	Out of Home Placement	03/03/2021	\$80.00	P
40210991	OHP Care Provider	Out of Home Placement	03/03/2021	\$100.00	P
40210992	OHP Care Provider	Out of Home Placement	03/03/2021	\$208.00	P
40210993	OHP Care Provider	Out of Home Placement	03/03/2021	\$460.00	P
40210994	OHP Care Provider	Out of Home Placement	03/03/2021	\$254.00	P
40210995	OHP Care Provider	Out of Home Placement	03/03/2021	\$158.57	P
40210996	OHP Care Provider	Out of Home Placement	03/03/2021	\$291.96	P
40210997	OHP Care Provider	Out of Home Placement	03/03/2021	\$254.00	P
40210998	OHP Care Provider	Out of Home Placement	03/03/2021	\$24.00	P
40210999	OHP Care Provider	Out of Home Placement	03/03/2021	\$100.00	P
40211000	OHP Care Provider	Out of Home Placement	03/03/2021	\$420.00	P
40211001	OHP Care Provider	Out of Home Placement	03/03/2021	\$877.00	P
40211002	OHP Care Provider	Out of Home Placement	03/03/2021	\$254.00	P
40211003	OHP Care Provider	Out of Home Placement	03/03/2021	\$100.00	P
40211004	OHP Care Provider	Out of Home Placement	03/03/2021	\$16.00	P
40211005	OHP Care Provider	Out of Home Placement	03/03/2021	\$420.00	P
40211006	OHP Care Provider	Out of Home Placement	03/03/2021	\$460.00	P
40211007	OHP Care Provider	Out of Home Placement	03/03/2021	\$100.00	P
40211008	OHP Care Provider	Out of Home Placement	03/03/2021	\$56.00	P
40211009	OHP Care Provider	Out of Home Placement	03/03/2021	\$545.00	P
40211010	OHP Care Provider	Out of Home Placement	03/03/2021	\$32.00	P
40211011	OHP Care Provider	Out of Home Placement	03/03/2021	\$254.00	P
40211012	OHP Care Provider	Out of Home Placement	03/03/2021	\$254.00	P
40211013	OHP Care Provider	Out of Home Placement	03/03/2021	\$254.00	P
40211014	OHP Care Provider	Out of Home Placement	03/03/2021	\$254.00	P
40211015	OHP Care Provider	Out of Home Placement	03/03/2021	\$420.00	P
40211016	OHP Care Provider	Out of Home Placement	03/03/2021	\$32.00	P
40211017	OHP Care Provider	Out of Home Placement	03/03/2021	\$194.74	P
40211018	OHP Care Provider	Out of Home Placement	03/03/2021	\$224.00	P
40211019	OHP Care Provider	Out of Home Placement	03/03/2021	\$294.74	P
40211020	OHP Care Provider	Out of Home Placement	03/03/2021	\$460.00	P
40211021	OHP Care Provider	Out of Home Placement	03/03/2021	\$420.00	P
40211022	OHP Care Provider	Out of Home Placement	03/03/2021	\$64.00	P
40211023	OHP Care Provider	Out of Home Placement	03/03/2021	\$254.00	P
40211024	OHP Care Provider	Out of Home Placement	03/03/2021	\$254.00	P
40211025	OHP Care Provider	Out of Home Placement	03/03/2021	\$420.00	P

## Committee Report - County of Wood

HUMAN SERVICES - MARCH 2021

40210779 - 40211313 40206277 - 40206282

Voucher	Vendor Name	Nature of Claim	Doc Date	Amount	Paid
40211026	OHP Care Provider	Out of Home Placement	03/03/2021	\$16.00	P
40211027	OHP Care Provider	Out of Home Placement	03/03/2021	\$420.00	P
40211028	OHP Care Provider	Out of Home Placement	03/03/2021	\$272.00	P
40211029	OHP Care Provider	Out of Home Placement	03/03/2021	\$150.00	P
40211030	OHP Care Provider	Out of Home Placement	03/03/2021	\$254.00	P
40211031	OHP Care Provider	Out of Home Placement	03/03/2021	\$254.00	P
40211032	OHP Care Provider	Out of Home Placement	03/03/2021	\$254.00	P
40211033	OHP Care Provider	Out of Home Placement	03/03/2021	\$250.00	P
40211034	OHP Care Provider	Out of Home Placement	03/03/2021	\$64.00	P
40211035	OHP Care Provider	Out of Home Placement	03/03/2021	\$420.00	P
40211036	OHP Care Provider	Out of Home Placement	03/03/2021	\$420.00	P
40211037	OHP Care Provider	Out of Home Placement	03/03/2021	\$104.00	P
40211038	OHP Care Provider	Out of Home Placement	03/03/2021	\$2,015.00	P
40211039	OHP Care Provider	Out of Home Placement	03/03/2021	\$12,384.12	P
40211040	OHP Care Provider	Out of Home Placement	03/03/2021	\$64.00	P
40211041	OHP Care Provider	Out of Home Placement	03/03/2021	\$545.00	P
40211042	OHP Care Provider	Out of Home Placement	03/03/2021	\$2,015.00	P
40211043	OHP Care Provider	Out of Home Placement	03/03/2021	\$13,233.64	P
40211044	OHP Care Provider	Out of Home Placement	03/03/2021	\$254.00	P
40211045	OHP Care Provider	Out of Home Placement	03/03/2021	\$460.00	P
40211046	OHP Care Provider	Out of Home Placement	03/03/2021	\$160.00	P
40211047	OHP Care Provider	Out of Home Placement	03/03/2021	\$176.00	P
40211048	OHP Care Provider	Out of Home Placement	03/03/2021	\$460.00	P
40211049	OHP Care Provider	Out of Home Placement	03/03/2021	\$460.00	P
40211050	OHP Care Provider	Out of Home Placement	03/03/2021	\$302.00	P
40211051	OHP Care Provider	Out of Home Placement	03/03/2021	\$632.00	P
40211052	OHP Care Provider	Out of Home Placement	03/03/2021	\$302.00	P
40211053	OHP Care Provider	Out of Home Placement	03/03/2021	\$536.00	P
40211054	OHP Care Provider	Out of Home Placement	03/03/2021	\$420.00	P
40211055	OHP Care Provider	Out of Home Placement	03/03/2021	\$2,015.00	P
40211056	OHP Care Provider	Out of Home Placement	03/03/2021	\$9,660.00	P
40211057	OHP Care Provider	Out of Home Placement	03/03/2021	\$420.00	P
40211058	OHP Care Provider	Out of Home Placement	03/03/2021	\$49.43	P
40211059	OHP Care Provider	Out of Home Placement	03/03/2021	\$100.00	P
40211060	OHP Care Provider	Out of Home Placement	03/03/2021	\$460.00	P
40211061	OHP Care Provider	Out of Home Placement	03/03/2021	\$100.00	P
40211062	OHP Care Provider	Out of Home Placement	03/03/2021	\$51.14	P
40211063	OHP Care Provider	Out of Home Placement	03/03/2021	\$254.00	P
40211064	OHP Care Provider	Out of Home Placement	03/03/2021	\$254.00	P
40211065	OHP Care Provider	Out of Home Placement	03/03/2021	\$2,015.00	P
40211066	OHP Care Provider	Out of Home Placement	03/03/2021	\$9,660.00	P
40211067	OHP Care Provider	Out of Home Placement	03/03/2021	\$420.00	P
40211068	OHP Care Provider	Out of Home Placement	03/03/2021	\$48.00	P
40211069	OHP Care Provider	Out of Home Placement	03/03/2021	\$420.00	P

## Committee Report - County of Wood

HUMAN SERVICES - MARCH 2021

40210779 - 40211313 40206277 - 40206282

Voucher	Vendor Name	Nature of Claim	Doc Date	Amount	Paid
40211070	OHP Care Provider	Out of Home Placement	03/03/2021	\$96.00	P
40211071	OHP Care Provider	Out of Home Placement	03/03/2021	\$60.00	P
40211072	OHP Care Provider	Out of Home Placement	03/03/2021	\$677.00	P
40211073	OHP Care Provider	Out of Home Placement	03/03/2021	\$701.00	P
40211074	OHP Care Provider	Out of Home Placement	03/03/2021	\$909.00	P
40211075	OHP Care Provider	Out of Home Placement	03/03/2021	\$39.29	P
40211076	OHP Care Provider	Out of Home Placement	03/03/2021	\$88.00	P
40211077	OHP Care Provider	Out of Home Placement	03/03/2021	\$420.00	P
40211078	OHP Care Provider	Out of Home Placement	03/03/2021	\$803.00	P
40211079	OHP Care Provider	Out of Home Placement	03/03/2021	\$522.00	P
40211080	OHP Care Provider	Out of Home Placement	03/03/2021	\$325.00	P
40211081	OHP Care Provider	Out of Home Placement	03/03/2021	\$713.00	P
40211082	OHP Care Provider	Out of Home Placement	03/03/2021	\$254.00	P
40211083	OHP Care Provider	Out of Home Placement	03/03/2021	\$254.00	P
40211084	OHP Care Provider	Out of Home Placement	03/03/2021	\$254.00	P
40211085	OHP Care Provider	Out of Home Placement	03/03/2021	\$420.00	P
40211086	OHP Care Provider	Out of Home Placement	03/03/2021	\$179.23	P
40211087	OHP Care Provider	Out of Home Placement	03/03/2021	\$72.00	P
40211088	OHP Care Provider	Out of Home Placement	03/03/2021	\$420.00	P
40211089	OHP Care Provider	Out of Home Placement	03/03/2021	\$97.71	P
40211090	OHP Care Provider	Out of Home Placement	03/03/2021	\$179.23	P
40211091	OHP Care Provider	Out of Home Placement	03/03/2021	\$100.00	P
40211092	OHP Care Provider	Out of Home Placement	03/03/2021	\$420.00	P
40211093	OHP Care Provider	Out of Home Placement	03/03/2021	\$186.00	P
40211094	OHP Care Provider	Out of Home Placement	03/03/2021	\$420.00	P
40211095	OHP Care Provider	Out of Home Placement	03/03/2021	\$219.43	P
40211096	OHP Care Provider	Out of Home Placement	03/03/2021	\$360.00	P
40211097	OHP Care Provider	Out of Home Placement	03/03/2021	\$85.71	P
40211098	OHP Care Provider	Out of Home Placement	03/03/2021	\$394.29	P
40211099	OHP Care Provider	Out of Home Placement	03/03/2021	\$89.14	P
40211100	OHP Care Provider	Out of Home Placement	03/03/2021	\$85.71	P
40211101	OHP Care Provider	Out of Home Placement	03/03/2021	\$16.00	P
40211102	OHP Care Provider	Out of Home Placement	03/03/2021	\$420.00	P
40211103	OHP Care Provider	Out of Home Placement	03/03/2021	\$436.00	P
40211104	OHP Care Provider	Out of Home Placement	03/03/2021	\$420.00	P
40211105	OHP Care Provider	Out of Home Placement	03/03/2021	\$360.00	P
40211106	OHP Care Provider	Out of Home Placement	03/03/2021	\$728.00	P
40211107	OHP Care Provider	Out of Home Placement	03/03/2021	\$460.00	P
40211108	OHP Care Provider	Out of Home Placement	03/03/2021	\$254.00	P
40211109	OHP Care Provider	Out of Home Placement	03/03/2021	\$200.00	P
40211110	OHP Care Provider	Out of Home Placement	03/03/2021	\$420.00	P
40211111	OHP Care Provider	Out of Home Placement	03/03/2021	\$2,000.00	P
40211112	OHP Care Provider	Out of Home Placement	03/03/2021	\$254.00	P
40211113	OHP Care Provider	Out of Home Placement	03/03/2021	\$254.00	P

## Committee Report - County of Wood

HUMAN SERVICES - MARCH 2021

40210779 - 40211313 40206277 - 40206282

Voucher	Vendor Name	Nature of Claim	Doc Date	Amount	Paid
40211114	OHP Care Provider	Out of Home Placement	03/03/2021	\$420.00	P
40211115	OHP Care Provider	Out of Home Placement	03/03/2021	\$80.00	P
40211116	OHP Care Provider	Out of Home Placement	03/03/2021	\$791.00	P
40211117	OHP Care Provider	Out of Home Placement	03/03/2021	\$176.00	P
40211118	OHP Care Provider	Out of Home Placement	03/03/2021	\$545.00	P
40211119	OHP Care Provider	Out of Home Placement	03/03/2021	\$420.00	P
40211120	OHP Care Provider	Out of Home Placement	03/03/2021	\$152.00	P
40211121	OHP Care Provider	Out of Home Placement	03/03/2021	\$100.00	P
40211122	OHP Care Provider	Out of Home Placement	03/03/2021	\$254.00	P
40211123	OHP Care Provider	Out of Home Placement	03/03/2021	\$254.00	P
40211124	OHP Care Provider	Out of Home Placement	03/03/2021	\$254.00	P
40211125	OHP Care Provider	Out of Home Placement	03/03/2021	\$254.00	P
40211126	OHP Care Provider	Out of Home Placement	03/03/2021	\$254.00	P
40211127	OHP Care Provider	Out of Home Placement	03/03/2021	\$16.00	P
40211128	OHP Care Provider	Out of Home Placement	03/03/2021	\$420.00	P
40211129	OHP Care Provider	Out of Home Placement	03/03/2021	\$254.00	P
40211130	OHP Care Provider	Out of Home Placement	03/03/2021	\$2,015.00	P
40211131	OHP Care Provider	Out of Home Placement	03/03/2021	\$6,685.84	P
40211132	OHP Care Provider	Out of Home Placement	03/03/2021	\$2,015.00	P
40211133	OHP Care Provider	Out of Home Placement	03/03/2021	\$12,384.12	P
40211134	OHP Care Provider	Out of Home Placement	03/03/2021	\$604.00	P
40211135	OHP Care Provider	Out of Home Placement	03/03/2021	\$254.00	P
40211136	OHP Care Provider	Out of Home Placement	03/03/2021	\$254.00	P
40211137	OHP Care Provider	Out of Home Placement	03/03/2021	\$254.00	P
40211138	OHP Care Provider	Out of Home Placement	03/03/2021	\$420.00	P
40211139	OHP Care Provider	Out of Home Placement	03/03/2021	\$460.00	P
40211140	OHP Care Provider	Out of Home Placement	03/03/2021	\$24.00	P
40211141	OHP Care Provider	Out of Home Placement	03/03/2021	\$100.00	P
40211142	OHP Care Provider	Out of Home Placement	03/03/2021	\$254.00	P
40211143	OHP Care Provider	Out of Home Placement	03/03/2021	\$94.00	P
40211144	OHP Care Provider	Out of Home Placement	03/03/2021	\$420.00	P
40211145	OHP Care Provider	Out of Home Placement	03/03/2021	\$545.00	P
40211146	OHP Care Provider	Out of Home Placement	03/03/2021	\$309.14	P
40211147	OHP Care Provider	Out of Home Placement	03/03/2021	\$420.00	P
40211148	OHP Care Provider	Out of Home Placement	03/03/2021	\$16.00	P
40211149	OHP Care Provider	Out of Home Placement	03/03/2021	\$100.00	P
40211150	OHP Care Provider	Out of Home Placement	03/03/2021	\$425.71	P
40211151	OHP Care Provider	Out of Home Placement	03/03/2021	\$64.00	P
40211152	OHP Care Provider	Out of Home Placement	03/03/2021	\$100.00	P
40211153	OHP Care Provider	Out of Home Placement	03/03/2021	\$242.00	P
40211154	OHP Care Provider	Out of Home Placement	03/03/2021	\$945.75	P
40211155	OHP Care Provider	Out of Home Placement	03/03/2021	\$460.00	P
40211156	OHP Care Provider	Out of Home Placement	03/03/2021	\$160.00	P
40211157	OHP Care Provider	Out of Home Placement	03/03/2021	\$420.00	P

## Committee Report - County of Wood

HUMAN SERVICES - MARCH 2021

40210779 - 40211313 40206277 - 40206282

Voucher	Vendor Name	Nature of Claim	Doc Date	Amount	Paid
40211158	OHP Care Provider	Out of Home Placement	03/03/2021	\$100.00	P
40211159	OHP Care Provider	Out of Home Placement	03/03/2021	\$420.00	P
40211160	OHP Care Provider	Out of Home Placement	03/03/2021	\$128.00	P
40211161	OHP Care Provider	Out of Home Placement	03/03/2021	\$100.00	P
40211162	OHP Care Provider	Out of Home Placement	03/03/2021	\$100.00	P
40211163	OHP Care Provider	Out of Home Placement	03/03/2021	\$48.00	P
40211164	OHP Care Provider	Out of Home Placement	03/03/2021	\$420.00	P
40211165	OHP Care Provider	Out of Home Placement	03/03/2021	\$72.00	P
40211166	OHP Care Provider	Out of Home Placement	03/03/2021	\$460.00	P
40211167	OHP Care Provider	Out of Home Placement	03/03/2021	\$254.00	P
40211168	OHP Care Provider	Out of Home Placement	03/03/2021	\$254.00	P
40211169	OHP Care Provider	Out of Home Placement	03/03/2021	\$142.57	P
40211170	OHP Care Provider	Out of Home Placement	03/03/2021	\$460.00	P
40211171	OHP Care Provider	Out of Home Placement	03/03/2021	\$100.00	P
40211172	OHP Care Provider	Out of Home Placement	03/03/2021	\$404.00	P
40211173	OHP Care Provider	Out of Home Placement	03/03/2021	\$136.00	P
40211174	OHP Care Provider	Out of Home Placement	03/03/2021	\$131.86	P
40211175	OHP Care Provider	Out of Home Placement	03/03/2021	\$420.00	P
40211176	OHP Care Provider	Out of Home Placement	03/03/2021	\$458.00	P
40211177	OHP Care Provider	Out of Home Placement	03/03/2021	\$418.00	P
40211178	OHP Care Provider	Out of Home Placement	03/03/2021	\$100.00	P
40211179	OHP Care Provider	Out of Home Placement	03/03/2021	\$460.00	P
40211180	OHP Care Provider	Out of Home Placement	03/03/2021	\$100.00	P
40211181	OHP Care Provider	Out of Home Placement	03/03/2021	\$420.00	P
40211182	OHP Care Provider	Out of Home Placement	03/03/2021	\$410.00	P
40211183	OHP Care Provider	Out of Home Placement	03/03/2021	\$32.14	P
40211184	OHP Care Provider	Out of Home Placement	03/03/2021	\$147.86	P
40211185	OHP Care Provider	Out of Home Placement	03/03/2021	\$42.43	P
40211186	OHP Care Provider	Out of Home Placement	03/03/2021	\$147.86	P
40211187	OHP Care Provider	Out of Home Placement	03/03/2021	\$47.57	P
40211188	OHP Care Provider	Out of Home Placement	03/03/2021	\$32.14	P
40211189	OHP Care Provider	Out of Home Placement	03/03/2021	\$147.86	P
40211190	OHP Care Provider	Out of Home Placement	03/03/2021	\$60.43	P
40211191	OHP Care Provider	Out of Home Placement	03/03/2021	\$32.14	P
40211192	OHP Care Provider	Out of Home Placement	03/03/2021	\$420.00	P
40211193	OHP Care Provider	Out of Home Placement	03/03/2021	\$200.00	P
40211194	OHP Care Provider	Out of Home Placement	03/03/2021	\$360.00	P
40211195	OHP Care Provider	Out of Home Placement	03/03/2021	\$272.00	P
40211196	OHP Care Provider	Out of Home Placement	03/03/2021	\$420.00	P
40211197	OHP Care Provider	Out of Home Placement	03/03/2021	\$460.00	P
40211198	OHP Care Provider	Out of Home Placement	03/03/2021	\$328.00	P
40211199	OHP Care Provider	Out of Home Placement	03/03/2021	\$128.00	P
40211200	OHP Care Provider	Out of Home Placement	03/03/2021	\$208.00	P
40211201	OHP Care Provider	Out of Home Placement	03/03/2021	\$545.00	P

## Committee Report - County of Wood

HUMAN SERVICES - MARCH 2021

40210779 - 40211313 40206277 - 40206282

Voucher	Vendor Name	Nature of Claim	Doc Date	Amount	Paid
40211202	OHP Care Provider	Out of Home Placement	03/03/2021	\$254.00	P
40211203	OHP Care Provider	Out of Home Placement	03/03/2021	\$254.00	P
40211204	OHP Care Provider	Out of Home Placement	03/03/2021	\$328.00	P
40211205	OHP Care Provider	Out of Home Placement	03/03/2021	\$460.00	P
40211206	OHP Care Provider	Out of Home Placement	03/03/2021	\$458.00	P
40211207	OHP Care Provider	Out of Home Placement	03/03/2021	\$502.00	P
40211208	OHP Care Provider	Out of Home Placement	03/03/2021	\$442.00	P
40211209	OHP Care Provider	Out of Home Placement	03/03/2021	\$254.00	P
40211210	OHP Care Provider	Out of Home Placement	03/03/2021	\$254.00	P
40211211	OHP Care Provider	Out of Home Placement	03/03/2021	\$254.00	P
40211212	OHP Care Provider	Out of Home Placement	03/03/2021	\$254.00	P
40211213	OHP Care Provider	Out of Home Placement	03/03/2021	\$254.00	P
40211214	OHP Care Provider	Out of Home Placement	03/03/2021	\$545.00	P
40211215	OHP Care Provider	Out of Home Placement	03/03/2021	\$619.00	P
40211216	OHP Care Provider	Out of Home Placement	03/03/2021	\$448.00	P
40211217	OHP Care Provider	Out of Home Placement	03/03/2021	\$254.00	P
40211218	OHP Care Provider	Out of Home Placement	03/03/2021	\$676.00	P
40211219	OHP Care Provider	Out of Home Placement	03/03/2021	\$347.43	P
40211220	OHP Care Provider	Out of Home Placement	03/03/2021	\$473.29	P
40211221	OHP Care Provider	Out of Home Placement	03/03/2021	\$400.00	P
40211222	OHP Care Provider	Out of Home Placement	03/03/2021	\$254.00	P
40211223	OHP Care Provider	Out of Home Placement	03/03/2021	\$254.00	P
40211224	OHP Care Provider	Out of Home Placement	03/03/2021	\$254.00	P
40211225	OHP Care Provider	Out of Home Placement	03/03/2021	\$254.00	P
40211226	OHP Care Provider	Out of Home Placement	03/03/2021	\$254.00	P
40211227	OHP Care Provider	Out of Home Placement	03/03/2021	\$384.00	P
40211228	OHP Care Provider	Out of Home Placement	03/03/2021	\$384.00	P
40211229	OHP Care Provider	Out of Home Placement	03/03/2021	\$478.00	P
40211230	OHP Care Provider	Out of Home Placement	03/03/2021	\$420.00	P
40211231	OHP Care Provider	Out of Home Placement	03/03/2021	\$820.00	P
40211232	OHP Care Provider	Out of Home Placement	03/03/2021	\$520.00	P
40211233	OHP Care Provider	Out of Home Placement	03/03/2021	\$594.00	P
40211234	OHP Care Provider	Out of Home Placement	03/03/2021	\$520.00	P
40211235	OHP Care Provider	Out of Home Placement	03/03/2021	\$568.00	P
40211236	OHP Care Provider	Out of Home Placement	03/03/2021	\$568.00	P
40211237	OHP Care Provider	Out of Home Placement	03/03/2021	\$544.00	P
40211238	OHP Care Provider	Out of Home Placement	03/03/2021	\$254.00	P
40211239	OHP Care Provider	Out of Home Placement	03/03/2021	\$254.00	P
40211240	OHP Care Provider	Out of Home Placement	03/03/2021	\$254.00	P
40211241	OHP Care Provider	Out of Home Placement	03/03/2021	\$254.00	P
40211242	OHP Care Provider	Out of Home Placement	03/03/2021	\$254.00	P
40211243	OHP Care Provider	Out of Home Placement	03/03/2021	\$254.00	P
40211244	OHP Care Provider	Out of Home Placement	03/03/2021	\$254.00	P
40211245	OHP Care Provider	Out of Home Placement	03/03/2021	\$254.00	P

## Committee Report - County of Wood

HUMAN SERVICES - MARCH 2021

40210779 - 40211313 40206277 - 40206282

Voucher	Vendor Name	Nature of Claim	Doc Date	Amount	Paid
40211246	OHP Care Provider	Out of Home Placement	03/03/2021	\$254.00	P
40211247	OHP Care Provider	Out of Home Placement	03/03/2021	\$254.00	P
40211248	OHP Care Provider	Out of Home Placement	03/03/2021	\$254.00	P
40211249	OHP Care Provider	Out of Home Placement	03/03/2021	\$254.00	P
40211250	OHP Care Provider	Out of Home Placement	03/03/2021	\$254.00	P
40211251	OHP Care Provider	Out of Home Placement	03/03/2021	\$254.00	P
40211252	OHP Care Provider	Out of Home Placement	03/03/2021	\$254.00	P
40211253	OHP Care Provider	Out of Home Placement	03/03/2021	\$254.00	P
40211254	OHP Care Provider	Out of Home Placement	03/03/2021	\$254.00	P
40211255	OHP Care Provider	Out of Home Placement	03/03/2021	\$254.00	P
40211256	OHP Care Provider	Out of Home Placement	03/03/2021	\$226.00	P
40211257	OHP Care Provider	Out of Home Placement	03/03/2021	\$254.00	P
40211258	OHP Care Provider	Out of Home Placement	03/03/2021	\$254.00	P
40211259	OHP Care Provider	Out of Home Placement	03/03/2021	\$254.00	P
40211260	OHP Care Provider	Out of Home Placement	03/03/2021	\$254.00	P
40211261	OHP Care Provider	Out of Home Placement	03/03/2021	\$254.00	P
40211262	OHP Care Provider	Out of Home Placement	03/03/2021	\$254.00	P
40211263	OHP Care Provider	Out of Home Placement	03/03/2021	\$254.00	P
40211264	OHP Care Provider	Out of Home Placement	03/03/2021	\$254.00	P
40211265	OHP Care Provider	Out of Home Placement	03/03/2021	\$254.00	P
40211266	OHP Care Provider	Out of Home Placement	03/03/2021	\$254.00	P
40211267	OHP Care Provider	Out of Home Placement	03/03/2021	\$254.00	P
40211268	OHP Care Provider	Out of Home Placement	03/03/2021	\$254.00	P
40211269	OHP Care Provider	Out of Home Placement	03/03/2021	\$254.00	P
40211270	AMAZON CAPITAL SERVICES	TSSF CONSUMER SAFETY ITEMS	02/28/2021	\$232.40	P
40211271	DEREZINSKI ROBERT	VOLUNTEER DRIVER REIMBURSEMENT	02/28/2021	\$134.40	P
40211272		STATE PASS THRU FUNDS	02/28/2021	\$197.60	P
40211273	GLEN JEANETTE	VOLUNTEER DRIVER REIMBURSEMENT	02/28/2021	\$35.50	P
40211274	INTERLOCKING AUTISM THERAPY LLC	B23 SOCIAL EMO GRANT	02/28/2021	\$550.00	P
40211275	LUTHERAN SOCIAL SERVICES	COKC-FOSTER HOME LICENSES	02/28/2021	\$131.25	P
40211276	TESSEN ROGER	VOLUNTEER DRIVER REIMBURSEMENT	02/28/2021	\$443.52	P
40211277	103 ELM STREET LLC	DC STEINLE PLAZA RENT	03/11/2021	\$9,146.67	P
40211278	MERTES JOSIAH G	CW REIMBURSE SAFETY ITEMS	03/11/2021	\$434.51	P
40211279	RYO'S DRIVING SCHOOL LLC	FSET APPROVED DRIVERS ED	03/11/2021	\$130.00	P
40211280	BAILEY ROGER	VOLUNTEER DRIVER REIMBURSEMENT	02/28/2021	\$104.72	P
40211281		IL APPROVED REIMBURSEMENT	03/11/2021	\$931.66	P
40211282	COURTESY CAB	FSET APPROVED TAXI VOUCHER	02/28/2021	\$108.00	P
40211283	CW SOLUTIONS LLC	FAMILY PRESERVATION	02/28/2021	\$3,625.00	P
40211284		IL APPROVED REIMBURSEMENT	03/11/2021	\$1,992.00	P
40211285	INTERLOCKING AUTISM THERAPY LLC	B23 SOCIAL EMOTIONAL GRANT	02/28/2021	\$1,031.25	P
40211286	KOBZA REALTY	FSET APPROVED HOUSING ASSIST	03/11/2021	\$500.00	P
40211287	LOCUMTENENS HOLDINGS, LLC	PSYCHIATRY SERVICES	02/28/2021	\$13,355.40	P
40211288	MENOMINEE DEPT OF TRANSIT SERVICES	FSET APPROVED BUS PASS	03/11/2021	\$25.00	P
40211289	MERTES JOSIAH G	CW REIMBURSEMENT FOR PURCHASES	03/11/2021	\$119.00	P

## Committee Report - County of Wood

HUMAN SERVICES - MARCH 2021

40210779 - 40211313 40206277 - 40206282

Voucher	Vendor Name	Nature of Claim	Doc Date	Amount	Paid
40211290	NICOLET STAFFING	TEMP SERVICES	03/11/2021	\$657.00	P
40211291	OPPORTUNITY DEVELOPMENT CENTER	VOCATIONAL SERVICES	02/28/2021	\$22,157.18	P
40211292	PROJECT LIFESAVER INC	PROJECT LIFESAVE PROG SUPPLIES	03/11/2021	\$1,063.60	P
40211293	ST CROIX THERAPY INC	BIRTH TO THREE OT SERVICES	02/28/2021	\$92.00	P
40211294	TREMPEALEAU CO HEALTH CARE	RESIDENTIAL/IMD SERVICES	02/28/2021	\$9,503.93	P
40211295	VAVER COLLEEN ANN	FOSTER PARENT TRAINING	02/28/2021	\$40.00	P
40211296	WOODLAND ENHANCED HEALTH SERVICES COMMISSION	LONG TERM CARE / NH SERVICES	02/28/2021	\$700.00	P
40211297	CREATIVE COMMUNITY LIVING SERV	COMMUNITY SKILLS	02/28/2021	\$3,781.50	P
40211298	CREATIVE COMMUNITY LIVING SERV	COMMUNITY SKILLS	02/28/2021	\$6,698.62	P
40211299	CREATIVE COMMUNITY LIVING SERV	COMMUNITY SKILLS	02/28/2021	\$277.76	P
40211300		IL APPROVED REIMBURSEMENT	03/11/2021	\$164.97	P
40211301	RAPIDS OXFORD HOUSE	FSET APPROVED HOUSING ASSIST	03/11/2021	\$320.00	P
40211302	SOUTHSIDE TIRE CO INC	FSET APPROVED AUTO REPAIR	03/11/2021	\$423.00	P
40211303		STATE PASS THRU FUNDS	03/11/2021	\$231.20	P
40211304		FSET APPROVED REIMBURSEMENT	02/28/2021	\$87.04	P
40211305	AMAZON CAPITAL SERVICES	TSSF CONSUMER SUPPLIES	02/28/2021	\$278.99	P
40211306	TEAM MATTHEWS	TSSF CONSUMER AUTO REPAIR	03/11/2021	\$2,729.94	P
40211307	OHP Care Provider	Out of Home Placement	03/08/2021	\$8.87	P
40211308	OHP Care Provider	Out of Home Placement	03/08/2021	\$8.87	P
40211309	CZYS KATRINA M	BACKGROUND CHECK FEE	03/11/2021	\$10.00	P
40211310	KRIESCHER JENNA C	CW PROGRAM SUPPLIES	03/11/2021	\$119.07	P
40211311	KRIESCHER JENNA C	CW CLIENT MEALS	03/11/2021	\$9.90	P
40211312	REGISTRATION FEE TRUST	FSET APPROVED DL FEE	03/11/2021	\$30.00	P
40211313	REGISTRATION FEE TRUST	FSET APPROVED DL FEE	03/11/2021	\$35.00	P
<b>Grand Total:</b>				<b>\$755,551.18</b>	

Signatures

Committee Chair:

Committee Member:

Committee Member:

Committee Member:

Committee Member:

Committee Member:

Committee Member:

Committee Member:

Committee Member:



## Committee Report

County of Wood

Report of claims for: NORWOOD HEALTH CENTER

For the period of: MARCH 2021

For the range of vouchers: 20201674 - 20201674 20210125 - 20210250

Voucher	Vendor Name	Nature of Claim	Doc Date	Amount	Paid
20201674	DRAVES BETH	REIMBURSE EE-INK CATRIDGES	12/30/2020	\$86.45	P
20210125	ADVANCED DISPOSAL	REFUSE SERVICE FOR JANUARY	01/31/2021	\$635.39	P
20210126	CITY OF MARSHFIELD	LAB ANALYSIS FOR JANUARY	02/05/2021	\$70.00	P
20210127	EXPERIAN HEALTH INC	BILLING INFORMATION FEES-JAN	01/31/2021	\$146.00	P
20210128	HEALTH DIRECT PHARMACY SERVICES INC	PATIENT MEDICATIONS-JAN 2021	01/31/2021	\$7,129.25	P
20210129	MARSHFIELD LABORATORIES	LAB TESTS ORDERED	01/31/2021	\$4.00	P
20210130	NORTHWEST RESPIRATORY SERVICES	NURSING SUPPLIES	02/08/2021	\$341.29	P
20210131	STAFFENCY LLC	CONTRACT RN'S & CNA'S-WE 1-30	01/30/2021	\$10,832.50	P
20210132	WI DEPT OF HEALTH & SOC SERV	MONTHLY ASSESSMENT FEE-FEB	02/04/2021	\$5,440.00	P
20210133	COMPLETE CONTROL	INSTALL AC FOR IT EQUIPMENT	01/11/2021	\$18,980.00	P
20210134	COMPLETE CONTROL	HUMIDITY & CO2 SENSORS-HVAC	01/14/2021	\$2,643.45	P
20210135	GPM SOUTHEAST LLC	FUEL-CONGREGATE MEAL TRUCK	01/31/2021	\$221.60	P
20210136	GPM SOUTHEAST LLC	VEHICLE & GROUNDS FUEL	01/31/2021	\$87.55	P
20210137	GPM SOUTHEAST LLC	VEHICLE FUEL	01/31/2021	\$85.23	P
20210138	AMAZON CAPITAL SERVICES	PROGRAM SUPPLIES	02/05/2021	\$35.99	P
20210139	BUSHMAN DAIRY DISTRIBUTORS INC	DIETARY & CONGREGATE FOOD	02/02/2021	\$360.60	P
20210140	BUSHMAN DAIRY DISTRIBUTORS INC	DIETARY & CONGREGATE FOOD	02/05/2021	\$460.80	P
20210141	BUSHMAN DAIRY DISTRIBUTORS INC	DIETARY & CONGREGATE FOOD	02/09/2021	\$359.50	P
20210142	BUSHMAN DAIRY DISTRIBUTORS INC	DIETARY & CONGREGATE FOOD	02/12/2021	\$398.65	P
20210143	DISH NETWORK	SATELITE TV SERVICE	02/04/2021	\$151.99	P
20210144	GRAYKOWSKI'S DISTRIBUTING	CONGREGATE FOOD	02/01/2021	\$67.00	P
20210145	GRAYKOWSKI'S DISTRIBUTING	CONGREGATE FOOD	02/01/2021	\$87.04	P
20210146	GRAYKOWSKI'S DISTRIBUTING	CONGREGATE FOOD	02/03/2021	\$215.04	P
20210147	GRAYKOWSKI'S DISTRIBUTING	CONGREGATE FOOD	02/08/2021	\$103.04	P
20210148	GRAYKOWSKI'S DISTRIBUTING	CONGREGATE FOOD	02/10/2021	\$128.00	P
20210149	MENARDS-MARSHFIELD	C/I-PATHWAYS RENO-PHASE 3	02/02/2021	\$416.15	P
20210150	MENARDS-MARSHFIELD	C/I-PATHWAYS RENO-PHASE 3	02/02/2021	\$68.72	P
20210151	STAPLES ADVANTAGE	OFFICE SUPPLIES	02/06/2021	\$32.55	P
20210152	BEAVER CREEK NURSERY & LANDSCAPING LLC	SNOW REMOVAL-LOT SALT-JANUARY	02/13/2021	\$1,030.00	P
20210153	DRAVES BETH	REIMBURSE EE-INK CARTRIDGES	02/06/2021	\$86.45	P
20210154	HEALTHCARE SERVICES GROUP INC	COVID CLEANING TECH	02/10/2021	\$792.00	P
20210155	KCI USA	NURSING SUPPLIES	01/31/2021	\$1,319.20	P
20210156		REFUND-CLIENT OVERPAYMENT	02/17/2021	\$75.00	P
20210157	EDGEWATER HAVEN	PMT FOR MEDICARE RECOUPMENT	02/17/2021	\$320.26	P

## Committee Report - County of Wood

NORWOOD HEALTH CENTER - MARCH  
2021

20210125 - 20210250 20201674 - 20201674

Voucher	Vendor Name	Nature of Claim	Doc Date	Amount	Paid
20210158		REFUND TO CLIENT	02/22/2021	\$1,040.00	P
20210159	STAFFENCY LLC	CONTRACT RN'S & CNA'S-WE 2/6	02/06/2021	\$13,174.00	P
20210160	STAFFENCY LLC	CONTRACT RN'S & CNA'S-WE 2/13	02/13/2021	\$12,768.75	P
20210161	WOOD COUNTY HUMAN SERVICES	PMT TO US FOR WCHS-REFUND	02/17/2021	\$63.53	P
20210162	US BANK	USBANK CHARGES FOR FEB.2021	02/17/2021	\$1,437.95	P
20210163	HEALTHCARE WASTE MANAGEMENT INC	MEDICAL WASTE PICK-UP	02/17/2021	\$137.10	P
20210164	R & R REMNANTS FLOORING	CR RENO-FLOORING-FINAL PMT	02/22/2021	\$1,641.00	P
20210165	AMAZON CAPITAL SERVICES	MAINTENANCE SUPPLIES	02/12/2021	\$7.50	P
20210166	AMAZON CAPITAL SERVICES	MAINTENANCE SUPPLIES	02/15/2021	\$188.59	P
20210167	AMAZON CAPITAL SERVICES	NURSING SUPPLIES	02/17/2021	\$195.96	P
20210168	AMAZON CAPITAL SERVICES	MAINTENANCE SUPPLIES	02/18/2021	\$63.28	P
20210169	BUSHMAN DAIRY DISTRIBUTORS INC	DIETARY & CONGREGATE FOOD	02/16/2021	\$742.85	P
20210170	BUSHMAN DAIRY DISTRIBUTORS INC	DIETARY & CONGREGATE FOOD	02/19/2021	\$239.20	P
20210171	BUSHMAN DAIRY DISTRIBUTORS INC	DIETARY & CONGREGATE FOOD	02/23/2021	\$452.55	P
20210172	BUSHMAN DAIRY DISTRIBUTORS INC	DIETARY & CONGREGATE FOOD	02/26/2021	\$301.70	P
20210173	CENTRAL RESTAURANT PRODUCTS	DIETARY SUPPLIES	02/05/2021	\$348.82	P
20210174	CENTRAL RESTAURANT PRODUCTS	DIETARY SUPPLIES	02/09/2021	\$117.99	P
20210175	CROCKETT SEPTIC LLC	GREASE TRAP PUMP	02/12/2021	\$245.00	P
20210176	FRONTIER COMMUNICATIONS	PHONE/FAX FOR FEBRUARY 2021	02/16/2021	\$209.54	P
20210177	GRAYKOWSKI'S DISTRIBUTING	CONGREGATE FOOD	02/15/2021	\$111.36	P
20210178	GRAYKOWSKI'S DISTRIBUTING	CONGREGATE FOOD	02/15/2021	\$67.00	P
20210179	GRAYKOWSKI'S DISTRIBUTING	CONGREGATE FOOD	02/17/2021	\$135.04	P
20210180	GRAYKOWSKI'S DISTRIBUTING	CONGREGATE FOOD	02/22/2021	\$159.36	P
20210181	GRAYKOWSKI'S DISTRIBUTING	CONGREGATE FOOD	02/22/2021	\$35.00	P
20210182	GRAYKOWSKI'S DISTRIBUTING	CONGREGATE FOOD	02/24/2021	\$215.04	P
20210183	MARSHFIELD UTILITIES	WATER/SEWER/ELECT-FEB.2021	02/26/2021	\$10,887.53	P
20210184	MARTIN BROS DISTRIBUTING CO INC	CONGREGATE FOOD	02/01/2021	\$3,302.57	P
20210185	MARTIN BROS DISTRIBUTING CO INC	CONGREGATE FOOD	02/04/2021	\$2,018.34	P
20210186	MARTIN BROS DISTRIBUTING CO INC	CONGREGATE FOOD & SUPPLIES	02/08/2021	\$3,228.13	P
20210187	MARTIN BROS DISTRIBUTING CO INC	CONGREGATE FOOD	02/11/2021	\$30.57	P
20210188	MARTIN BROS DISTRIBUTING CO INC	CONGREGATE FOOD & SUPPLIES	02/11/2021	\$2,199.72	P
20210189	MARTIN BROS DISTRIBUTING CO INC	CONGREGATE FOOD	02/15/2021	\$3,492.41	P
20210190	MARTIN BROS DISTRIBUTING CO INC	CONGREGATE FOOD	02/15/2021	\$114.20	P
20210191	MARTIN BROS DISTRIBUTING CO INC	CONGREGATE FOOD	02/18/2021	\$2,033.02	P
20210192	MARTIN BROS DISTRIBUTING CO INC	CONGREGATE FOOD & SUPPLIES	02/22/2021	\$4,213.20	P
20210193	MARTIN BROS DISTRIBUTING CO INC	CONGREGATE FOOD	02/25/2021	\$2,375.68	P
20210194	MARTIN BROS DISTRIBUTING CO INC	DIETARY FOOD & SUPPLIES	02/04/2021	\$2,501.62	P
20210195	MARTIN BROS DISTRIBUTING CO INC	DIETARY FOOD	02/08/2021	\$157.80	P
20210196	MARTIN BROS DISTRIBUTING CO INC	DIETARY FOOD	02/09/2021	(\$23.11)	P
20210197	MARTIN BROS DISTRIBUTING CO INC	DIETARY FOOD & SUPPLIES	02/11/2021	\$3,093.65	P
20210198	MARTIN BROS DISTRIBUTING CO INC	DIETARY SUPPLIES	02/15/2021	\$30.00	P
20210199	MARTIN BROS DISTRIBUTING CO INC	DIETARY FOOD & SUPPLIES	02/18/2021	\$2,992.42	P
20210200	MARTIN BROS DISTRIBUTING CO INC	DIETARY FOOD & SUPPLIES	02/25/2021	\$2,358.98	P
20210201	NASSCO INC	HOUSEKEEPING & COVID SUPPLIES	02/02/2021	\$172.69	P

## Committee Report - County of Wood

NORWOOD HEALTH CENTER - MARCH  
2021

20210125 - 20210250 20201674 - 20201674

Voucher	Vendor Name	Nature of Claim	Doc Date	Amount	Paid
20210202	NASSCO INC	COVID SUPPLIES	02/09/2021	\$53.71	P
20210203	PRINCE CORPORATION	GROUNDS SUPPLIES	02/12/2021	\$184.40	P
20210204	RATSCH ENGINEERING COMPANY LTD	ENGINEERING PLANS-COVID	02/10/2021	\$7,000.00	P
20210205	RESERVE ACCOUNT	REPLENISH POSTAGE MACHINE	02/25/2021	\$255.00	P
20210206	STAFFENCY LLC	CONTRACT RN'S & CNA'S-WE 2/20	02/20/2021	\$13,709.25	P
20210207	SOLARUS	PHONE SERVICE-MARCH	03/01/2021	\$56.06	P
20210208	MARSHFIELD CLINIC	PROFESSIONAL SERVICES-JAN2021	02/28/2021	\$15,406.11	P
20210209	BOE BAILEY	INTERNET FOR WORKING REMOTELY	02/28/2021	\$70.00	P
20210210	CITY OF MARSHFIELD	LAB ANALYSE FOR FEB. 2021	03/05/2021	\$47.00	P
20210211	DIRECT SUPPLY INC	COVID NURSING SUPPLIES	02/01/2021	\$336.00	P
20210212	DIRECT SUPPLY INC	COVID NURSING SUPPLIES	02/01/2021	\$336.00	P
20210213	DIRECT SUPPLY INC	DS SMART MNTHLY SUBSCRIPTION	02/02/2021	\$199.99	P
20210214	DIRECT SUPPLY INC	EVACLEAN PURTABS-COVID	02/03/2021	\$2,075.94	P
20210215	DIRECT SUPPLY INC	OXYGEN CONCENTRATOR	02/03/2021	\$474.99	P
20210216	DIRECT SUPPLY INC	OXYGEN CONCENTRATOR	02/08/2021	\$474.99	P
20210217	DIRECT SUPPLY INC	COVID NURSING SUPPLIES	02/08/2021	\$666.00	P
20210218	DIRECT SUPPLY INC	COVID NURSING SUPPLIES	02/10/2021	\$666.00	P
20210219	DIRECT SUPPLY INC	DIETARY SUPPLIES	02/12/2021	\$233.99	P
20210220	DIRECT SUPPLY INC	PW NURSING SUPPLIES	02/12/2021	\$141.99	P
20210221	DIRECT SUPPLY INC	PILLOWS	02/15/2021	\$179.96	P
20210222	DIRECT SUPPLY INC	CR NURSING SUPPLIES	02/17/2021	\$283.98	P
20210223	DIRECT SUPPLY INC	COVID SUPPLIES-BEDS-25% DOWN	02/22/2021	\$29,180.61	P
20210224	DIRECT SUPPLY INC	MEDICAL EQUIP. WASHER & SUPPLI	02/22/2021	\$18,432.18	P
20210225	DIRECT SUPPLY INC	COVID NURSING SUPPLIES	02/22/2021	\$370.00	P
20210226	DIRECT SUPPLY INC	BRYLEE GUEST CHAIR-COVID	02/24/2021	\$2,500.00	P
20210227	DIRECT SUPPLY INC	DIETARY SUPPLIES	02/24/2021	\$1,303.87	P
20210228	DIRECT SUPPLY INC	COVID NURSING SUPPLIES	02/24/2021	\$370.00	P
20210229	DIRECT SUPPLY INC	WHEELCHAIR PARTS	02/25/2021	\$101.94	P
20210230	DIRECT SUPPLY INC	COVID NURSING SUPPLIES	02/26/2021	\$399.98	P
20210231	FESTIVAL FOODS	DIETARY FOOD	02/01/2021	\$30.24	P
20210232	FESTIVAL FOODS	DIETARY FOOD	02/12/2021	\$59.44	P
20210233	FESTIVAL FOODS	DIETARY FOOD	02/15/2021	\$62.98	P
20210234	FESTIVAL FOODS	DIETARY FOOD	02/17/2021	\$16.58	P
20210235	GPM SOUTHEAST LLC	VEHICLE FUEL	02/28/2021	\$391.48	P
20210236	HEINZEN PRINTING INC	COVID VACCINATION SUPPLIES	02/03/2021	\$684.00	P
20210237	MENARDS-MARSHFIELD	MAINTENANCE SUPPLIES	02/09/2021	\$60.10	P
20210238	MENARDS-MARSHFIELD	MAINTENANCE SUPPLIES	02/24/2021	\$174.57	P
20210239	MENARDS-MARSHFIELD	MAINTENANCE SUPPLIES	02/24/2021	\$257.53	P
20210240	MENARDS-MARSHFIELD	MAINTENANCE SUPPLIES	02/26/2021	\$76.17	P
20210241	NORWOOD PETTY CASH ACCOUNT	REPLENISH PETTY CASH	02/28/2021	\$104.17	P
20210242	REIGEL PLUMBING & HEATING	CLEAR PLUGGED DRAIN-BASEMENT	02/24/2021	\$260.00	P
20210243	SHRED-IT USA	CONFIDENTIAL SHREDDING-FEB	02/22/2021	\$48.50	P
20210244	STAPLES ADVANTAGE	OFFICE SUPPLIES	02/20/2021	\$109.41	P
20210245	STAPLES ADVANTAGE	COVID OFFICE SUPPLIES	02/25/2021	\$131.38	P

## Committee Report - County of Wood

NORWOOD HEALTH CENTER - MARCH  
2021

20210125 - 20210250 20201674 - 20201674

Voucher	Vendor Name	Nature of Claim	Doc Date	Amount	Paid
20210246	STAPLES ADVANTAGE	COVID OFFICE SUPPLIES	02/26/2021	\$37.55	P
20210247	HEALTHCARE SERVICES GROUP INC	CONTRACT HSKPG/LAUNDRY-MAR	03/01/2021	\$18,873.37	P
20210248	WI DEPT OF HEALTH & SOC SERV	MONTHLY ASSESSMENT FEES	03/04/2021	\$5,440.00	P
20210249		REUND TO PATIENT	03/03/2021	\$142.00	P
20210250	ZORO TOOLS INC	OPERATING SUPPLIES	03/04/2021	\$25.28	P
<b>Grand Total:</b>				<b>\$254,982.91</b>	

Signatures

Committee Chair:

Committee Member:

Committee Member:

Committee Member:

Committee Member:

Committee Member:

Committee Member:

Committee Member:

Committee Member:

## Committee Report

County of Wood

Report of claims for: VETERANS SERVICES

For the period of: MARCH 2021

For the range of vouchers: 31210001 - 31210002

Voucher	Vendor Name	Nature of Claim	Doc Date	Amount	Paid
31210001	BRUDER CHARLES	VSC RENT GRANT FOR L.L.	03/10/2021	\$250.00	P
31210002	AMAZON CAPITAL SERVICES	OFFICE SUPPLIES	03/08/2021	\$39.47	
Grand Total:				\$289.47	

### Signatures

Committee Chair:

---

Committee Member:

---

Committee Member:

---

Committee Member:

---

Committee Member:

---

Committee Member:

---

Committee Member:

---

Committee Member:

---

Committee Member:

---

**County of Wood**  
**BALANCE SHEET SUMMARY**  
 Edgewater Haven Nursing Home  
 Sunday, January 31, 2021

	<b>2021</b>	<b>2020</b>
<b>ASSETS</b>		
Cash and investments	8,329.16	5,566.99
Receivables:		
Miscellaneous	37,210.79	59,900.75
Due from other governments	617,864.48	446,027.42
Due from other funds	1,600,713.25	1,132,732.79
Inventory of supplies, at cost	66,094.59	46,549.80
Land	245,459.92	245,459.92
Buildings	7,917,240.88	7,736,353.07
Machinery and equipment	1,947,930.69	1,867,954.08
Construction work in progress		10,840.00
Accumulated Depreciation	(6,374,530.46)	(6,156,827.25)
Unamortized debt discounts	1,899,982.99	1,899,982.99
<b>TOTAL ASSETS</b>	<b><u>7,966,296.29</u></b>	<b><u>7,294,540.56</u></b>
<b>LIABILITIES AND FUND EQUITY</b>		
<b>Liabilities:</b>		
Accrued compensation	76,046.25	60,418.16
Special deposits	7,051.37	4,231.56
Accrued vacation and sick pay	569,090.89	513,180.24
Deferred revenue	192,375.17	
Deferred property tax	853,606.34	1,110,289.54
General obligation debt	984,059.13	984,059.13
Retirement prior service obligation	1,165,936.08	1,165,936.08
<b>Total Liabilities</b>	<b><u>3,848,165.23</u></b>	<b><u>3,838,114.71</u></b>
<b>Fund Equity:</b>		
Retained earnings:		
Unreserved	3,879,734.22	3,879,734.22
Fund Balance:		
Undesignated	264,955.10	(400,601.37)
Income summary	(26,558.26)	(22,707.00)
Total Fund Equity	<u>4,118,131.06</u>	<u>3,456,425.85</u>
<b>TOTAL LIABILITIES &amp; FUND EQUITY</b>	<b><u>7,966,296.29</u></b>	<b><u>7,294,540.56</u></b>

**County of Wood**  
**BALANCE SHEET SUMMARY**  
 Norwood Health Center  
 Sunday, January 31, 2021

	<b>2021</b>	<b>2020</b>
<b>ASSETS</b>		
Cash and investments	165,886.82	140,642.34
Receivables:		
Miscellaneous	1,389,862.68	1,567,827.58
Due from other funds	2,691,485.93	432,169.04
Inventory of supplies, at cost	61,648.40	37,060.43
Land	391,806.15	391,806.15
Buildings	4,120,275.14	3,833,573.02
Machinery and equipment	2,339,227.16	2,056,720.37
Accumulated Depreciation	(4,664,756.93)	(4,468,055.84)
Unamortized debt discounts	2,146,165.49	2,146,165.49
<b>TOTAL ASSETS</b>	<b>8,641,600.84</b>	<b>6,137,908.58</b>
<b>LIABILITIES AND FUND EQUITY</b>		
<b>Liabilities:</b>		
Vouchers payable	3,846.79	30,842.53
Accrued compensation	98,478.67	112,608.18
Special deposits	16,675.72	15,574.33
Accrued vacation and sick pay	578,230.09	658,514.87
Deferred revenue	2,231,269.14	
Deferred property tax	2,291,630.92	2,518,775.38
General obligation debt	1,097,965.83	1,097,965.83
Retirement prior service obligation	1,202,846.20	1,202,846.20
<b>Total Liabilities</b>	<b>7,520,943.36</b>	<b>5,637,127.32</b>
<b>Fund Equity:</b>		
Retained earnings:		
Unreserved	699,907.86	699,907.86
Fund Balance:		
Undesignated	496,442.94	(251,805.60)
Income summary	(75,693.32)	52,679.00
Total Fund Equity	1,120,657.48	500,781.26
<b>TOTAL LIABILITIES &amp; FUND EQUITY</b>	<b>8,641,600.84</b>	<b>6,137,908.58</b>

**County of Wood**  
**BALANCE SHEET SUMMARY**  
 Human Services Department-Community  
 Sunday, January 31, 2021

	<b>2021</b>	<b>2020</b>
<b>ASSETS</b>		
Cash and investments	106,668.26	96,608.38
Receivables:		
Miscellaneous	750,820.87	744,247.00
Due from other governments	2,736,839.64	2,700,659.02
Due from other funds	11,258,699.62	8,240,376.01
Prepaid expenses/expenditures	(11,643.81)	5,737.50
<b>TOTAL ASSETS</b>	<b>14,841,384.58</b>	<b>11,787,627.91</b>
<b>LIABILITIES AND FUND EQUITY</b>		
<b>Liabilities:</b>		
Vouchers payable	67,325.00	67,325.00
Accrued compensation	201,130.19	213,187.05
Special deposits	12,176.75	11,845.50
Due to other governments	3,369,470.51	2,645,308.78
Deferred revenue	1,275,814.99	1,275,814.99
Deferred property tax	6,356,482.04	6,977,086.42
<b>Total Liabilities</b>	<b>11,282,399.48</b>	<b>11,190,567.74</b>
<b>Fund Equity:</b>		
Retained earnings:		
Fund Balance:		
Reserved for contingencies	295,447.62	231,680.31
Reserved for prepaid expenditures	21,128.43	21,128.43
Undesignated	2,773,299.63	(414,289.91)
Income summary	469,109.42	758,541.34
Total Fund Equity	3,558,985.10	597,060.17
<b>TOTAL LIABILITIES &amp; FUND EQUITY</b>	<b>14,841,384.58</b>	<b>11,787,627.91</b>



County of Wood  
Detailed Income Statement  
For the One Month Ending Sunday, January 31, 2021  
Human Services Department-Combined

	Actual	2021 Budget	Variance	Variance %
<b>REVENUES</b>				
Taxes				
General Property Taxes	\$863,792.66	\$10,365,512.00	(\$9,501,719.34)	(91.67%)
Total Taxes	863,792.66	10,365,512.00	(9,501,719.34)	(91.67%)
Intergovernmental Revenues				
State Aid & Grants	1,371,682.80	14,281,410.00	(12,909,727.20)	(90.40%)
Total Intergovernmental	1,371,682.80	14,281,410.00	(12,909,727.20)	(90.40%)
Public Charges for Services				
Public Chgs-Other -Local Grant		27,500.00	(27,500.00)	(100.00%)
Public Charges-Unified & Norwood	1,396,468.28	18,461,538.00	(17,065,069.72)	(92.44%)
Third Party Awards & Settlements		398,127.40	(398,127.40)	(100.00%)
Contractual Adjustment-Unified & Norwood	(310,808.15)	(4,268,523.00)	3,957,714.85	(92.72%)
Provision for Bad Debts-Edgewater	(2,083.33)	(25,000.00)	22,916.67	(91.67%)
Total Public Charges for Services	1,083,576.80	14,593,642.40	(13,510,065.60)	(92.58%)
Intergovernmental Charges for Services				
Intergovernmental Charges -Congregate Meals	39,187.40	602,710.00	(563,522.60)	(93.50%)
Intergovernmental Transfer Program Rev		741,965.00	(741,965.00)	(100.00%)
Total Charges to Other Governments	39,187.40	1,344,675.00	(1,305,487.60)	(97.09%)
Interdepartmental Charges for Services				
Dept Revenue-Unified & Norwood		73,000.00	(73,000.00)	(100.00%)
Total Interdepartmental Charges		73,000.00	(73,000.00)	(100.00%)
Total Intergovernmental Charges for Services	39,187.40	1,417,675.00	(1,378,487.60)	(97.24%)
Miscellaneous				
Donations	20,339.98		20,339.98	0.00%
Recovery of PYBD & Contractual Adj	106.00	35,000.00	(34,894.00)	(99.70%)
Meal/Vending/Misc Income	775.27	27,000.00	(26,224.73)	(97.13%)
Other Miscellaneous	2,102.99	27,224.00	(25,121.01)	(92.28%)
Total Miscellaneous	23,324.24	89,224.00	(65,899.76)	(73.86%)
Other Financing Sources				
Proceeds from Long-Term Debt		57,600.00	(57,600.00)	(100.00%)
Transfer from Capital Projects	8,674.61		8,674.61	0.00%
Total Other Financing Sources	8,674.61	57,600.00	(48,925.39)	(84.94%)
<b>TOTAL REVENUES</b>	<b>3,390,238.51</b>	<b>40,805,063.40</b>	<b>(37,414,824.89)</b>	<b>(91.69%)</b>

**EXPENDITURES**

Health and Human Services				
Edgewater-Nursing	314,493.37	4,187,961.42	3,873,468.05	92.49%
Edgewater-Housekeeping	12,399.10	154,129.00	141,729.90	91.96%
Edgewater-Dietary	61,544.41	716,193.82	654,649.41	91.41%
Edgewater-Laundry	8,282.60	106,186.00	97,903.40	92.20%
Edgewater-Maintenance	28,914.58	395,993.95	367,079.37	92.70%
Edgewater-Activities	13,311.32	169,129.82	155,818.50	92.13%
Edgewater-Social Services	13,187.68	165,450.34	152,262.66	92.03%
Edgewater-Administration	53,206.73	734,726.13	681,519.40	92.76%
Edgewater Grant Funded	27,204.20	30,000.00	2,795.80	9.32%
Human Services-Child Welfare	318,071.14	4,273,422.02	3,955,350.88	92.56%
Human Services- Youth Aids	163,604.07	3,210,350.92	3,046,746.85	94.90%
Human Services- Child Care	10,015.62	180,688.64	170,673.02	94.46%
Human Services- Transportation	24,801.38	459,402.96	434,601.58	94.60%
Human Services-ESS	129,004.15	1,601,641.65	1,472,637.50	91.95%
Human Services-FSET	315,298.09	3,566,540.41	3,251,242.32	91.16%
Human Services-LIHEAP	10,783.02	111,529.53	100,746.51	90.33%
Human Services-Birth to Three	26,248.91	585,686.13	559,437.22	95.52%
Human Services- FSP	2,109.69	72,461.48	70,351.79	97.09%
Human Services-Child Waivers	36,385.90	428,806.05	392,420.15	91.51%
Human Services-CTT/CSP	41,364.22	577,365.84	536,001.62	92.84%
Human Services-OPC, MH	103,543.67	1,470,304.53	1,366,760.86	92.96%
Human Services-CCS	148,614.39	2,301,147.55	2,152,533.16	93.54%
Human Services-Crisis, Legal Services	80,154.69	1,124,233.08	1,044,078.39	92.87%
Human Services-MH Contracts	61,916.34	1,117,677.00	1,055,760.66	94.46%

County of Wood  
Detailed Income Statement  
For the One Month Ending Sunday, January 31, 2021  
Human Services Department-Combined

	Actual	2021 Budget	Variance	Variance %
Human Services-OPC, AODA	33,079.44	443,083.28	410,003.84	92.53%
Human Services- OPC, Day Treatment	1,222.16	77,192.52	75,970.36	98.42%
Human Services-AODA Contracts	15,115.00	114,100.00	98,985.00	86.75%
Human Services- Administration	261,737.71	3,360,803.34	3,099,065.63	92.21%
Norwood- Crisis Stabilization	28,376.77	343,573.00	315,196.23	91.74%
Norwood-SNF-CMI (Crossroads)	80,268.81	1,118,530.78	1,038,261.97	92.82%
Norwood SNF-TBI (Pathways)	88,577.21	949,750.08	861,172.87	90.67%
Norwood-Inpatient (Admissions)	299,106.35	3,277,206.84	2,978,100.49	90.87%
Norwood-Dietary	77,852.86	1,182,851.25	1,104,998.39	93.42%
Norwood-Plant Ops & Maintenance	48,565.32	771,709.21	723,143.89	93.71%
Norwood-Medical Records	17,572.57	217,543.88	199,971.31	91.92%
Norwood-Administration	37,489.94	1,216,639.46	1,179,149.52	96.92%
Total Health and Human Services	2,993,423.41	40,814,011.91	37,820,588.50	92.67%
Depreciation				
Depreciation & Amortization	37,487.10		(37,487.10)	0.00%
Total Depreciation	37,487.10		(37,487.10)	0.00%
TOTAL EXPENDITURES	3,030,910.51	40,814,011.91	37,783,101.40	92.57%
NET INCOME (LOSS) *	359,328.00	(8,948.51)	368,276.51	

County of Wood  
Detailed Income Statement  
For the One Month Ending Sunday, January 31, 2021  
Human Services Department-Community

	Actual	2021 Budget	Variance	Variance %
<b>REVENUES</b>				
Taxes				
General Property Taxes	\$577,862.00	\$6,934,344.00	(\$6,356,482.00)	(91.67%)
Total Taxes	577,862.00	6,934,344.00	(6,356,482.00)	(91.67%)
Intergovernmental Revenues				
State Aid & Grants	1,371,682.80	14,133,882.00	(12,762,199.20)	(90.30%)
Total Intergovernmental	1,371,682.80	14,133,882.00	(12,762,199.20)	(90.30%)
Public Charges for Services				
Public Chgs-Other -Local Grant		27,500.00	(27,500.00)	(100.00%)
Public Charges-Unified & Norwood	442,575.15	5,991,380.00	(5,548,804.85)	(92.61%)
Contractual Adjustment-Unified & Norwood	(146,302.80)	(2,148,267.00)	2,001,964.20	(93.19%)
Total Public Charges for Services	296,272.35	3,870,613.00	(3,574,340.65)	(92.35%)
Interdepartmental Charges for Services				
Dept Revenue-Unified & Norwood		73,000.00	(73,000.00)	(100.00%)
Total Interdepartmental Charges		73,000.00	(73,000.00)	(100.00%)
Total Intergovernmental Charges for Services		73,000.00	(73,000.00)	(100.00%)
Miscellaneous				
Meal/Vending/Misc Income	449.60	7,000.00	(6,550.40)	(93.58%)
Total Miscellaneous	449.60	7,000.00	(6,550.40)	(93.58%)
Other Financing Sources				
Proceeds from Long-Term Debt		57,600.00	(57,600.00)	(100.00%)
Total Other Financing Sources		57,600.00	(57,600.00)	(100.00%)
<b>TOTAL REVENUES</b>	<b>2,246,266.75</b>	<b>25,076,439.00</b>	<b>(22,830,172.25)</b>	<b>(91.04%)</b>
<b>EXPENDITURES</b>				
Health and Human Services				
Human Services-Child Welfare	318,071.14	4,273,422.02	3,955,350.88	92.56%
Human Services- Youth Aids	163,604.07	3,210,350.92	3,046,746.85	94.90%
Human Services- Child Care	10,015.62	180,688.64	170,673.02	94.46%
Human Services- Transportation	24,801.38	459,402.96	434,601.58	94.60%
Human Services-ESS	129,004.15	1,601,641.65	1,472,637.50	91.95%
Human Services-FSET	315,298.09	3,566,540.41	3,251,242.32	91.16%
Human Services-LIHEAP	10,783.02	111,529.53	100,746.51	90.33%
Human Services-Birth to Three	26,248.91	585,686.13	559,437.22	95.52%
Human Services- FSP	2,109.69	72,461.48	70,351.79	97.09%
Human Services-Child Waivers	36,385.90	428,806.05	392,420.15	91.51%
Human Services-CTT/CSP	41,364.22	577,365.84	536,001.62	92.84%
Human Services-OPC, MH	103,543.67	1,470,304.53	1,366,760.86	92.96%
Human Services-CCS	148,614.39	2,301,147.55	2,152,533.16	93.54%
Human Services-Crisis, Legal Services	80,154.69	1,124,233.08	1,044,078.39	92.87%
Human Services-MH Contracts	61,916.34	1,117,677.00	1,055,760.66	94.46%
Human Services-OPC, AODA	33,079.44	443,083.28	410,003.84	92.53%
Human Services- OPC, Day Treatment	1,222.16	77,192.52	75,970.36	98.42%
Human Services-AODA Contracts	15,115.00	114,100.00	98,985.00	86.75%
Human Services- Administration	261,737.71	3,360,803.34	3,099,065.63	92.21%
Total Health and Human Services	1,783,069.59	25,076,436.93	23,293,367.34	92.89%
<b>TOTAL EXPENDITURES</b>	<b>1,783,069.59</b>	<b>25,076,436.93</b>	<b>23,293,367.34</b>	<b>92.89%</b>
<b>NET INCOME (LOSS) *</b>	<b>463,197.16</b>	<b>2.07</b>	<b>463,195.09</b>	

County of Wood  
Detailed Income Statement  
For the One Month Ending Sunday, January 31, 2021  
Human Services Department-Norwood Health Center

	Actual	2021 Budget	Variance	Variance %
<b>REVENUES</b>				
Taxes				
General Property Taxes	\$208,330.08	\$2,499,961.00	(\$2,291,630.92)	(91.67%)
Total Taxes	208,330.08	2,499,961.00	(2,291,630.92)	(91.67%)
Intergovernmental Revenues				
State Aid & Grants		147,528.00	(147,528.00)	(100.00%)
Total Intergovernmental		147,528.00	(147,528.00)	(100.00%)
Public Charges for Services				
Public Charges-Unified & Norwood	534,242.85	7,472,510.00	(6,938,267.15)	(92.85%)
Third Party Awards & Settlements		398,127.40	(398,127.40)	(100.00%)
Contractual Adjustment-Unified & Norwood	(164,505.35)	(2,120,256.00)	1,955,750.65	(92.24%)
Total Public Charges for Services	369,737.50	5,750,381.40	(5,380,643.90)	(93.57%)
Intergovernmental Charges for Services				
Intergovernmental Charges -Congregate Meals	39,187.40	602,710.00	(563,522.60)	(93.50%)
Total Charges to Other Governments	39,187.40	602,710.00	(563,522.60)	(93.50%)
Total Intergovernmental Charges for Services	39,187.40	602,710.00	(563,522.60)	(93.50%)
Miscellaneous				
Recovery of PYBD & Contractual Adj	106.00	35,000.00	(34,894.00)	(99.70%)
Meal/Vending/Misc Income	31.00	15,000.00	(14,969.00)	(99.79%)
Other Miscellaneous	2,102.99	27,224.00	(25,121.01)	(92.28%)
Total Miscellaneous	2,239.99	77,224.00	(74,984.01)	(97.10%)
<b>TOTAL REVENUES</b>	<b>619,494.97</b>	<b>9,077,804.40</b>	<b>(8,458,309.43)</b>	<b>(93.18%)</b>
<b>EXPENDITURES</b>				
Health and Human Services				
Norwood- Crisis Stabilization	28,376.77	343,573.00	315,196.23	91.74%
Norwood-SNF-CMI (Crossroads)	80,268.81	1,118,530.78	1,038,261.97	92.82%
Norwood SNF-TBI (Pathways)	88,577.21	949,750.08	861,172.87	90.67%
Norwood-Inpatient (Admissions)	299,106.35	3,277,206.84	2,978,100.49	90.87%
Norwood-Dietary	77,852.86	1,182,851.25	1,104,998.39	93.42%
Norwood-Plant Ops & Maintenance	48,565.32	771,709.21	723,143.89	93.71%
Norwood-Medical Records	17,572.57	217,543.88	199,971.31	91.92%
Norwood-Administration	37,489.94	1,216,639.46	1,179,149.52	96.92%
Total Health and Human Services	677,809.83	9,077,804.50	8,399,994.67	92.53%
Depreciation				
Depreciation & Amortization	18,996.04		(18,996.04)	0.00%
Total Depreciation	18,996.04		(18,996.04)	0.00%
<b>TOTAL EXPENDITURES</b>	<b>696,805.87</b>	<b>9,077,804.50</b>	<b>8,380,998.63</b>	<b>92.32%</b>
<b>NET INCOME (LOSS) *</b>	<b>(77,310.90)</b>	<b>(0.10)</b>	<b>(77,310.80)</b>	

County of Wood  
Detailed Income Statement  
For the One Month Ending Sunday, January 31, 2021  
Human Services Department-Edgewater

	Actual	2021 Budget	Variance	Variance %
<b>REVENUES</b>				
Taxes				
General Property Taxes	\$77,600.58	\$931,207.00	(\$853,606.42)	(91.67%)
Total Taxes	77,600.58	931,207.00	(853,606.42)	(91.67%)
Public Charges for Services				
Public Charges-Unified & Norwood	419,650.28	4,997,648.00	(4,577,997.72)	(91.60%)
Provision for Bad Debts-Edgewater	(2,083.33)	(25,000.00)	22,916.67	(91.67%)
Total Public Charges for Services	417,566.95	4,972,648.00	(4,555,081.05)	(91.60%)
Intergovernmental Charges for Services				
Intergovernmental Transfer Program Rev		741,965.00	(741,965.00)	(100.00%)
Total Charges to Other Governments		741,965.00	(741,965.00)	(100.00%)
Total Intergovernmental Charges for Services		741,965.00	(741,965.00)	(100.00%)
Miscellaneous				
Donations	20,339.98		20,339.98	0.00%
Meal/Vending/Misc Income	294.67	5,000.00	(4,705.33)	(94.11%)
Total Miscellaneous	20,634.65	5,000.00	15,634.65	312.69%
Other Financing Sources				
Transfer from Capital Projects	8,674.61		8,674.61	0.00%
Total Other Financing Sources	8,674.61		8,674.61	0.00%
<b>TOTAL REVENUES</b>	<b>524,476.79</b>	<b>6,650,820.00</b>	<b>(6,126,343.21)</b>	<b>(92.11%)</b>
<b>EXPENDITURES</b>				
Health and Human Services				
Edgewater-Nursing	314,493.37	4,187,961.42	3,873,468.05	92.49%
Edgewater-Housekeeping	12,399.10	154,129.00	141,729.90	91.96%
Edgewater-Dietary	61,544.41	716,193.82	654,649.41	91.41%
Edgewater-Laundry	8,282.60	106,186.00	97,903.40	92.20%
Edgewater-Maintenance	28,914.58	395,993.95	367,079.37	92.70%
Edgewater-Activities	13,311.32	169,129.82	155,818.50	92.13%
Edgewater-Social Services	13,187.68	165,450.34	152,262.66	92.03%
Edgewater-Administration	53,206.73	734,726.13	681,519.40	92.76%
Edgewater Grant Funded	27,204.20	30,000.00	2,795.80	9.32%
Total Health and Human Services	532,543.99	6,659,770.48	6,127,226.49	92.00%
Depreciation				
Depreciation & Amortization	18,491.06		(18,491.06)	0.00%
Total Depreciation	18,491.06		(18,491.06)	0.00%
<b>TOTAL EXPENDITURES</b>	<b>551,035.05</b>	<b>6,659,770.48</b>	<b>6,108,735.43</b>	<b>91.73%</b>
<b>NET INCOME (LOSS) *</b>	<b>(26,558.26)</b>	<b>(8,950.48)</b>	<b>(17,607.78)</b>	





"We are deeply humbled by this award and are in awe of the community we serve; together we are stronger and through these incredible community partnerships have hope in the future." ~ Sue Kunferman, Health Officer/Director



## Wood County Human Services Bus Fleet Information

	239	242	244	247	248	249	250
Age	2005	2016	2003	2016	2010	2010	2018
Seating capacity*	12+1WC	15+2WC	5+1WC	14+2WC	16+1WC	12+2WC	10+2WC
Current mileage**	134,631	80,670	48,599	113,413	154,863	230, 410	27,962
Current mechanical issues	Brakes need replacement, leaking oil	None	Leaking fluid	None	None	Brakes need replacement, stalling out, check engine light on	None

\*WC = wheel chair

\*\*Mileage taken March 9, 2021